


















Channel	Addr	Instrument Type & Load	Position	Unit#	Purpose	Color & Gobo	VWFCP
(1)	1/1	ETC ColorSource Spot 36deg 160w	FOH 3	4	F/L	<input type="radio"/> R119	DL-1
(2)	1/6	ETC ColorSource Spot 36deg 160w	FOH 3	6	F/L	<input type="radio"/> R119	DCL-2
(3)	1/11	ETC ColorSource Spot 36deg 160w	FOH 3	9	F/L	<input type="radio"/> R119	DC-3
(4)	1/16	ETC ColorSource Spot 36deg 160w	FOH 3	13	F/L	<input type="radio"/> R119	DCR-4
(5)	1/21	ETC ColorSource Spot 36deg 160w	FOH 3	14	F/L	<input type="radio"/> R119	DR-5
(6)	1/26	ETC ColorSource Spot 36deg 160w	FOH 3	1	F/L	<input type="radio"/> R119	SL-6
	"	"	"	2	"	"	"
(7)	1/36	ETC ColorSource Spot 36deg 160w	FOH 3	5	F/L	<input type="radio"/> R119	CL-7
(8)	1/46	ETC ColorSource Spot 36deg 160w	FOH 3	8	F/L	<input type="radio"/> R119	CS-8
(9)	1/56	ETC ColorSource Spot 36deg 160w	FOH 3	10	F/L	<input type="radio"/> R119	CR-9
(10)	1/66	ETC ColorSource Spot 36deg 160w	FOH 3	12	F/L	<input type="radio"/> R119	SR-10
(11)	1/31	ETC ColorSource Spot 36deg 160w	FOH 2	1	F/L	<input type="radio"/> R119	UL-11
(12)	1/41	ETC ColorSource Spot 36deg 160w	FOH 2	3	F/L	<input type="radio"/> R119	UCL-12
(13)	1/51	ETC ColorSource Spot 36deg 160w	FOH 2	10	F/L	<input type="radio"/> R119	UC-13
(14)	1/61	ETC ColorSource Spot 36deg 160w	FOH 2	14	F/L	<input type="radio"/> R119	UCR-14
(15)	1/71	ETC ColorSource Spot 36deg 160w	FOH 2	16	F/L	<input type="radio"/> R119	UR-15
(21)	1/211	ETC ColorSource PAR Extra Wide Round 90w	Pipe F	1	H/S SL	<input type="radio"/> N/C	DR-5

Channel	Addr	Instrument Type & Load	Position	Unit#	Purpose	Color & Gobo	VWFCP
(23)	1/216	ETC ColorSource PAR Wide Round 90w	Pipe F	2	H/S SL	<input type="radio"/> N/C	DC-3
(25)	1/221	ETC ColorSource PAR Round 90w	Pipe F	3	H/S SL	<input type="radio"/> N/C	DL-1
(26)	1/256	ETC ColorSource PAR Extra Wide Round 90w	Pipe C	2	H/S SL	<input type="radio"/> N/C	SL-6
(28)	1/281	ETC ColorSource PAR Extra Wide Round 90w	Pipe D	2	H/S SL	<input type="radio"/> N/C	CS-8
(30)	1/301	ETC ColorSource PAR Extra Wide Round 90w	Pipe E	1	H/S SL	<input type="radio"/> N/C	SR-10
(31)	1/261	ETC ColorSource PAR Extra Wide Round 90w	Pipe C	3	H/S SL	<input type="radio"/> N/C	UL-11
(33)	1/296	ETC ColorSource PAR Extra Wide Round 90w	Pipe D	5	H/S SL	<input type="radio"/> N/C	UC-13
(35)	1/306	ETC ColorSource PAR Extra Wide Round 90w	Pipe E	2	H/S SL	<input type="radio"/> N/C	UR-15
(41)	1/196	ETC ColorSource PAR Extra Wide Round 90w	Pipe A	1	H/S SR	<input type="radio"/> N/C	DL-1
(43)	1/201	ETC ColorSource PAR Wide Round 90w	Pipe A	2	H/S SR	<input type="radio"/> N/C	DC-3
(45)	1/206	ETC ColorSource PAR Round 90w	Pipe A	3	H/S SR	<input type="radio"/> N/C	DR-5
(46)	1/231	ETC ColorSource PAR Extra Wide Round 90w	Pipe B	2	H/S SR	<input type="radio"/> N/C	SL-6
(48)	1/251	ETC ColorSource PAR Extra Wide Round 90w	Pipe C	1	H/S SR	<input type="radio"/> N/C	CS-8
(50)	1/101	ETC ColorSource PAR Extra Wide Round 90w	FOH 1	8	H/S SR	<input type="radio"/> N/C	SR-10
(51)	1/236	ETC ColorSource PAR Extra Wide Round 90w	Pipe B	3	H/S SR	<input type="radio"/> N/C	UL-11
(53)	1/271	ETC ColorSource PAR Extra Wide Round 90w	Pipe C	5	H/S SR	<input type="radio"/> N/C	UC-13
(55)	1/286	ETC ColorSource PAR Extra Wide Round 90w	Pipe D	3	H/S SR	<input type="radio"/> N/C	UR-15

Channel	Addr	Instrument Type & Load	Position	Unit#	Purpose	Color & Gobo	VWFCP
(61)	1/246	ETC ColorSource PAR Extra Wide Round 90W	Pipe B	5	B/L	<input type="radio"/> R114	DL-1
(62)	1/106	ETC ColorSource Spot 26deg 160W	Pipe G	2	B/L	<input type="radio"/> R114	DCL-2
(63)	1/96	ETC ColorSource Spot 50deg 160W	FOH 1	4	B/L	<input type="radio"/> R114	DC-3
(64)	1/111	ETC ColorSource Spot 26deg 160W	Pipe G	8	B/L	<input type="radio"/> R114	DCR-4
(65)	1/116	ETC ColorSource Spot 26deg 160W	Pipe G	12	B/L	<input type="radio"/> R114	DR-5
(66)	1/121	ETC ColorSource Spot 36deg 160W	Pipe G	1	B/L	<input type="radio"/> R114	SL-6
(67)	1/126	ETC ColorSource Spot 36deg 160W	Pipe G	3	B/L	<input type="radio"/> R114	CL-7
(68)	1/131	ETC ColorSource Spot 36deg 160W	Pipe G	6	B/L	<input type="radio"/> R114	CS-8
(69)	1/136	ETC ColorSource Spot 36deg 160W	Pipe G	7	B/L	<input type="radio"/> R114	CR-9
(70)	1/141	ETC ColorSource Spot 36deg 160W	Pipe G	13	B/L	<input type="radio"/> R114	SR-10
(71)	1/146	ETC ColorSource Spot 50deg 160W	1E	6	B/L	<input type="radio"/> R114	UL-11
(72)	1/151	ETC ColorSource Spot 50deg 160W	1E	7	B/L	<input type="radio"/> R114	UCL-12
(73)	1/161	ETC ColorSource Spot 50deg 160W	1E	8	B/L	<input type="radio"/> R114	UC-13
(74)	1/176	ETC ColorSource Spot 50deg 160W	1E	9	B/L	<input type="radio"/> R114	UCR-14
(75)	1/186	ETC ColorSource Spot 50deg 160W	1E	10	B/L	<input type="radio"/> R114	UR-15
(81)	1/76	ETC ColorSource PAR Extra Wide Round 90W	FOH 1	2	T/L	<input type="radio"/> N/C	DL-1
(83)	1/81	ETC ColorSource PAR Extra Wide Round 90W	FOH 1A	1	T/L	<input type="radio"/> N/C	DC-3

Channel	Addr	Instrument Type	Load	Position	Unit#	Purpose	Color & Gobo	VWFCP
(85)	1/86	ETC ColorSource PAR	Extra Wide Round 90w	FOH 1	9	T/L	<input type="radio"/> N/C	DR-5
(86)	1/226	ETC ColorSource PAR	Extra Wide Round 90w	Pipe B	1	T/L	<input type="radio"/> N/C	SL-6
(88)	1/91	ETC ColorSource PAR	Extra Wide Round 90w	FOH 1	3	T/L	<input type="radio"/> N/C	DL-1
(90)	1/276	ETC ColorSource PAR	Extra Wide Round 90w	Pipe D	1	T/L	<input type="radio"/> N/C	SR-10
(91)	1/241	ETC ColorSource PAR	Extra Wide Round 90w	Pipe B	4	T/L	<input type="radio"/> N/C	UL-11
(93)	1/266	ETC ColorSource PAR	Extra Wide Round 90w	Pipe C	4	T/L	<input type="radio"/> N/C	UC-13
(95)	1/291	ETC ColorSource PAR	Extra Wide Round 90w	Pipe D	4	T/L	<input type="radio"/> N/C	DR-5
(111)	1/326	ETC ColorSource PAR	Round 90w	SR Box Pipe	3	F/X SL	<input type="radio"/> N/C	SL-6
(112)	1/331	ETC ColorSource PAR	Wide Round 90w	SR Box Pipe	2	F/X SL	<input type="radio"/> N/C	CS-8
(113)	1/336	ETC ColorSource PAR	Extra Wide Round 90w	SR Box Pipe	1	F/X SL	<input type="radio"/> N/C	SR-10
(121)	1/321	ETC ColorSource PAR	Extra Wide Round 90w	SL Box Pipe	3	F/X SR	<input type="radio"/> N/C	SL-6
(122)	1/316	ETC ColorSource PAR	Wide Round 90w	SL Box Pipe	2	F/X SR	<input type="radio"/> N/C	CS-8
(123)	1/311	ETC ColorSource PAR	Round 90w	SL Box Pipe	1	F/X SR	<input type="radio"/> N/C	SR-10
(131)	1/426	ETC ColorSource PAR	Wide Round 90w	FOH 1	1	S/T	<input type="radio"/> N/C	W SL
(132)	1/431	ETC ColorSource PAR	Wide Round 90w	FOH 1	5	S/T	<input type="radio"/> N/C	W CL
(133)	1/436	ETC ColorSource PAR	Wide Round 90w	FOH 1	6	S/T	<input type="radio"/> N/C	W C
(134)	1/441	ETC ColorSource PAR	Wide Round 90w	FOH 1	7	S/T	<input type="radio"/> N/C	W CR

Channel	Addr	Instrument Type & Load	Position	Unit#	Purpose	Color & Gobo	VWFCP
(141)	1/191	ETC ColorSource Spot 50deg 160w	FOH 2	2	S/P 1	<input type="radio"/> R140, T:R77774	W SL
(142)	1/181	ETC ColorSource Spot 50deg 160w	FOH 2	7	S/P 1	<input type="radio"/> R140, T:R77774	W CL
(143)	1/171	ETC ColorSource Spot 50deg 160w	FOH 2	9	S/P 1	<input type="radio"/> R140, T:R77774	W C
(144)	1/166	ETC ColorSource Spot 50deg 160w	FOH 2	12	S/P 1	<input type="radio"/> R140, T:R77774	W CR
(145)	1/156	ETC ColorSource Spot 50deg 160w	FOH 2	15	S/P 1	<input type="radio"/> R140, T:R77774	W SR
(151)	1/360	ETC ColorSource Spot 50deg 160w	FOH 2	8	S/P 2	<input type="radio"/> R140, T:R77778	W SR
(152)	1/365	ETC ColorSource Spot 50deg 160w	FOH 2	11	S/P 2	<input type="radio"/> R140, T:R77778	W C
(153)	1/370	ETC ColorSource Spot 50deg 160w	FOH 2	13	S/P 2	<input type="radio"/> R140, T:R77778	W SL
(161)	1/398	Betopper LPC007 205w	1E	1	B/T	<input type="radio"/> N/C	W SR
(162)	1/405	Betopper LPC007 205w	1E	2	B/T	<input type="radio"/> N/C	UR-15
(163)	1/412	Betopper LPC007 205w	1E	13	B/T	<input type="radio"/> N/C	UC-13
(164)	1/419	Betopper LPC007 205w	1E	14	B/T	<input type="radio"/> N/C	UR-15
(171)	2/1	ETC Source 4 36deg 575w	Pipe G	4	B/P	<input checked="" type="radio"/> R53+R140, T:R77102	DR-5
(172)	2/2	ETC Source 4 36deg 575w	Pipe G	5	B/P	<input checked="" type="radio"/> R53+R140, T:R77102	DCR-4
(173)	2/3	ETC Source 4 36deg 575w	Pipe G	9	B/P	<input checked="" type="radio"/> R53+R140, T:R77102	DC-3
(174)	2/4	ETC Source 4 36deg 575w	Pipe G	10	B/P	<input checked="" type="radio"/> R53+R140, T:R77102	DCL-2
(175)	2/5	ETC Source 4 36deg 575w	Pipe G	11	B/P	<input checked="" type="radio"/> R53+R140, T:R77102	DL-1

Channel	Addr	Instrument Type & Load	Position	Unit#	Purpose	Color & Gobo	VWFCP
(176)	2/6	ETC Source 4 36deg 575w	1E	3	B/P	 R53+R140, T:R77102	SR-10
(177)	2/7	ETC Source 4 36deg 575w	1E	4	B/P	 R53+R140, T:R77102	CR-9
(178)	2/8	ETC Source 4 36deg 575w	1E	5	B/P	 R53+R140, T:R77102	CS-8
(179)	2/9	ETC Source 4 36deg 575w	1E	11	B/P	 R53+R140, T:R77102	CL-7
(180)	2/10	ETC Source 4 36deg 575w	1E	12	B/P	 R53+R140, T:R77102	SL-6
(191)	1/380	ETC ColorSource Spot 26deg 160w	FOH 3	3	SP	 R119	W CR
(192)	1/375	ETC ColorSource Spot 26deg 160w	FOH 3	11	SP	 R119	W CL
(193)	1/494	ETC ColorSource Spot 26deg 160w	FOH 2	4	SP	 R119, T:R77774	W CL
(194)	1/499	ETC ColorSource Spot 26deg 160w	FOH 2	5	SP	 R119, T:R77774	W CL
(195)	1/504	ETC ColorSource Spot 26deg 160w	FOH 2	6	SP	 R119, T:R77774	W CL
(201)	1/446	ETC ColorSource Linear 1 115w	2E	1	Cyc	 N/C	
(202)	1/451	ETC ColorSource Linear 1 115w	2E	2	Cyc	 N/C	
(203)	1/456	ETC ColorSource Linear 1 115w	2E	3	Cyc	 N/C	
(204)	1/461	ETC ColorSource Linear 1 115w	2E	4	Cyc	 N/C	
(205)	1/466	ETC ColorSource Linear 1 115w	2E	5	Cyc	 N/C	
(206)	1/471	ETC ColorSource Linear 1 115w	2E	6	Cyc	 N/C	
(207)	1/476	ETC ColorSource Linear 1 115w	2E	7	Cyc	 N/C	

Channel	Addr	Instrument Type & Load	Position	Unit#	Purpose	Color & Gobo	VWFCP
(208)	1/481	ETC ColorSource Linear 1 115w	2E	8	Cyc	<input checked="" type="radio"/> N/C	
(301)	1/341	ETC ColorSource Spot 36deg 160w	FOH 4	1	MV	<input type="radio"/> N/C	Aisle
	1/509	Wybron Eclipse IT Iris 1K	"	"			"
	1/356	I-Cue	"	4			"
(302)	1/351	I-Cue	FOH 3	4	MV		CS-8
	1/346	ETC ColorSource Spot 36deg 160w	"	7	"	<input type="radio"/> N/C	"
	1/511	Wybron Eclipse IT Iris 1K	"	"			"

Address	Chan	Instrument Type & Load	Position	U#	Purpose	Color & Gobo	VWFC
1/1	(1)	ETC ColorSource Spot 36deg 160w	FOH 3	4	F/L	<input type="radio"/> R119	DL-1
1/6	(2)	ETC ColorSource Spot 36deg 160w	FOH 3	6	F/L	<input type="radio"/> R119	DCL-2
1/11	(3)	ETC ColorSource Spot 36deg 160w	FOH 3	9	F/L	<input type="radio"/> R119	DC-3
1/16	(4)	ETC ColorSource Spot 36deg 160w	FOH 3	13	F/L	<input type="radio"/> R119	DCR-4
1/21	(5)	ETC ColorSource Spot 36deg 160w	FOH 3	14	F/L	<input type="radio"/> R119	DR-5
1/26	(6)	ETC ColorSource Spot 36deg 160w	FOH 3	1	F/L	<input type="radio"/> R119	SL-6
	"	"	"	2	"	"	"
1/31	(11)	ETC ColorSource Spot 36deg 160w	FOH 2	1	F/L	<input type="radio"/> R119	UL-11
1/36	(7)	ETC ColorSource Spot 36deg 160w	FOH 3	5	F/L	<input type="radio"/> R119	CL-7
1/41	(12)	ETC ColorSource Spot 36deg 160w	FOH 2	3	F/L	<input type="radio"/> R119	UCL-12
1/46	(8)	ETC ColorSource Spot 36deg 160w	FOH 3	8	F/L	<input type="radio"/> R119	CS-8
1/51	(13)	ETC ColorSource Spot 36deg 160w	FOH 2	10	F/L	<input type="radio"/> R119	UC-13
1/56	(9)	ETC ColorSource Spot 36deg 160w	FOH 3	10	F/L	<input type="radio"/> R119	CR-9
1/61	(14)	ETC ColorSource Spot 36deg 160w	FOH 2	14	F/L	<input type="radio"/> R119	UCR-14
1/66	(10)	ETC ColorSource Spot 36deg 160w	FOH 3	12	F/L	<input type="radio"/> R119	SR-10
1/71	(15)	ETC ColorSource Spot 36deg 160w	FOH 2	16	F/L	<input type="radio"/> R119	UR-15
1/76	(81)	ETC ColorSource PAR Extra Wide Round 90w	FOH 1	2	T/L	<input type="radio"/> N/C	DL-1
1/81	(83)	ETC ColorSource PAR Extra Wide Round 90w	FOH 1A	1	T/L	<input type="radio"/> N/C	DC-3



Address	Chan	Instrument Type & Load	Position	U#	Purpose	Color & Gobo	VWFC
1/86	(85)	ETC ColorSource PAR Extra Wide Round 90W	FOH 1	9	T/L	<input type="radio"/> N/C	DR-5
1/91	(88)	ETC ColorSource PAR Extra Wide Round 90W	FOH 1	3	T/L	<input type="radio"/> N/C	DL-1
1/96	(63)	ETC ColorSource Spot 50deg 160W	FOH 1	4	B/L	<input type="radio"/> R114	DC-3
1/101	(50)	ETC ColorSource PAR Extra Wide Round 90W	FOH 1	8	H/S SR	<input type="radio"/> N/C	SR-10
1/106	(62)	ETC ColorSource Spot 26deg 160W	Pipe G	2	B/L	<input type="radio"/> R114	DCL-2
1/111	(64)	ETC ColorSource Spot 26deg 160W	Pipe G	8	B/L	<input type="radio"/> R114	DCR-4
1/116	(65)	ETC ColorSource Spot 26deg 160W	Pipe G	12	B/L	<input type="radio"/> R114	DR-5
1/121	(66)	ETC ColorSource Spot 36deg 160W	Pipe G	1	B/L	<input type="radio"/> R114	SL-6
1/126	(67)	ETC ColorSource Spot 36deg 160W	Pipe G	3	B/L	<input type="radio"/> R114	CL-7
1/131	(68)	ETC ColorSource Spot 36deg 160W	Pipe G	6	B/L	<input type="radio"/> R114	CS-8
1/136	(69)	ETC ColorSource Spot 36deg 160W	Pipe G	7	B/L	<input type="radio"/> R114	CR-9
1/141	(70)	ETC ColorSource Spot 36deg 160W	Pipe G	13	B/L	<input type="radio"/> R114	SR-10
1/146	(71)	ETC ColorSource Spot 50deg 160W	1E	6	B/L	<input type="radio"/> R114	UL-11
1/151	(72)	ETC ColorSource Spot 50deg 160W	1E	7	B/L	<input type="radio"/> R114	UCL-12
1/156	(145)	ETC ColorSource Spot 50deg 160W	FOH 2	15	S/P 1	<input type="radio"/> R140, T:R77774	W SR
1/161	(73)	ETC ColorSource Spot 50deg 160W	1E	8	B/L	<input type="radio"/> R114	UC-13
1/166	(144)	ETC ColorSource Spot 50deg 160W	FOH 2	12	S/P 1	<input type="radio"/> R140, T:R77774	W CR
1/171	(143)	ETC ColorSource Spot 50deg 160W	FOH 2	9	S/P 1	<input type="radio"/> R140, T:R77774	W C

Address	Chan	Instrument Type & Load	Position	U#	Purpose	Color & Gobo	VWFC
1/176	(74)	ETC ColorSource Spot 50deg 160w	1E	9	B/L	<input type="radio"/> R114	UCR-14
1/181	(142)	ETC ColorSource Spot 50deg 160w	FOH 2	7	S/P 1	<input type="radio"/> R140, T:R77774	W CL
1/186	(75)	ETC ColorSource Spot 50deg 160w	1E	10	B/L	<input type="radio"/> R114	UR-15
1/191	(141)	ETC ColorSource Spot 50deg 160w	FOH 2	2	S/P 1	<input type="radio"/> R140, T:R77774	W SL
1/196	(41)	ETC ColorSource PAR Extra Wide Round 90w	Pipe A	1	H/S SR	<input type="radio"/> N/C	DL-1
1/201	(43)	ETC ColorSource PAR Wide Round 90w	Pipe A	2	H/S SR	<input type="radio"/> N/C	DC-3
1/206	(45)	ETC ColorSource PAR Round 90w	Pipe A	3	H/S SR	<input type="radio"/> N/C	DR-5
1/211	(21)	ETC ColorSource PAR Extra Wide Round 90w	Pipe F	1	H/S SL	<input type="radio"/> N/C	DR-5
1/216	(23)	ETC ColorSource PAR Wide Round 90w	Pipe F	2	H/S SL	<input type="radio"/> N/C	DC-3
1/221	(25)	ETC ColorSource PAR Round 90w	Pipe F	3	H/S SL	<input type="radio"/> N/C	DL-1
1/226	(86)	ETC ColorSource PAR Extra Wide Round 90w	Pipe B	1	T/L	<input type="radio"/> N/C	SL-6
1/231	(46)	ETC ColorSource PAR Extra Wide Round 90w	Pipe B	2	H/S SR	<input type="radio"/> N/C	SL-6
1/236	(51)	ETC ColorSource PAR Extra Wide Round 90w	Pipe B	3	H/S SR	<input type="radio"/> N/C	UL-11
1/241	(91)	ETC ColorSource PAR Extra Wide Round 90w	Pipe B	4	T/L	<input type="radio"/> N/C	UL-11
1/246	(61)	ETC ColorSource PAR Extra Wide Round 90w	Pipe B	5	B/L	<input type="radio"/> R114	DL-1
1/251	(48)	ETC ColorSource PAR Extra Wide Round 90w	Pipe C	1	H/S SR	<input type="radio"/> N/C	CS-8
1/256	(26)	ETC ColorSource PAR Extra Wide Round 90w	Pipe C	2	H/S SL	<input type="radio"/> N/C	SL-6
1/261	(31)	ETC ColorSource PAR Extra Wide Round 90w	Pipe C	3	H/S SL	<input type="radio"/> N/C	UL-11

Address	Chan	Instrument Type & Load	Position	U#	Purpose	Color & Gobo	VWFC
1/266	(93)	ETC ColorSource PAR Extra Wide Round 90w	Pipe C	4	T/L	<input type="radio"/> N/C	UC-13
1/271	(53)	ETC ColorSource PAR Extra Wide Round 90w	Pipe C	5	H/S SR	<input type="radio"/> N/C	UC-13
1/276	(90)	ETC ColorSource PAR Extra Wide Round 90w	Pipe D	1	T/L	<input type="radio"/> N/C	SR-10
1/281	(28)	ETC ColorSource PAR Extra Wide Round 90w	Pipe D	2	H/S SL	<input type="radio"/> N/C	CS-8
1/286	(55)	ETC ColorSource PAR Extra Wide Round 90w	Pipe D	3	H/S SR	<input type="radio"/> N/C	UR-15
1/291	(95)	ETC ColorSource PAR Extra Wide Round 90w	Pipe D	4	T/L	<input type="radio"/> N/C	DR-5
1/296	(33)	ETC ColorSource PAR Extra Wide Round 90w	Pipe D	5	H/S SL	<input type="radio"/> N/C	UC-13
1/301	(30)	ETC ColorSource PAR Extra Wide Round 90w	Pipe E	1	H/S SL	<input type="radio"/> N/C	SR-10
1/306	(35)	ETC ColorSource PAR Extra Wide Round 90w	Pipe E	2	H/S SL	<input type="radio"/> N/C	UR-15
1/311	(123)	ETC ColorSource PAR Round 90w	SL Box Pipe	1	F/X SR	<input type="radio"/> N/C	SR-10
1/316	(122)	ETC ColorSource PAR Wide Round 90w	SL Box Pipe	2	F/X SR	<input type="radio"/> N/C	CS-8
1/321	(121)	ETC ColorSource PAR Extra Wide Round 90w	SL Box Pipe	3	F/X SR	<input type="radio"/> N/C	SL-6
1/326	(111)	ETC ColorSource PAR Round 90w	SR Box Pipe	3	F/X SL	<input type="radio"/> N/C	SL-6
1/331	(112)	ETC ColorSource PAR Wide Round 90w	SR Box Pipe	2	F/X SL	<input type="radio"/> N/C	CS-8
1/336	(113)	ETC ColorSource PAR Extra Wide Round 90w	SR Box Pipe	1	F/X SL	<input type="radio"/> N/C	SR-10
1/341	(301)	ETC ColorSource Spot 36deg 160w	FOH 4	1	MV	<input type="radio"/> N/C	Aisle
1/346	(302)	ETC ColorSource Spot 36deg 160w	FOH 3	7	MV	<input type="radio"/> N/C	CS-8
1/351	(302)	I-Cue	FOH 3	4	MV		CS-8
1/356	(301)	I-Cue	FOH 4	4			Aisle

Address	Chan	Instrument Type & Load	Position	U#	Purpose	Color & Gobo	VWFC
1/360	(151)	ETC ColorSource Spot 50deg 160w	FOH 2	8	S/P 2	<input type="radio"/> R140, T:R77778	W SR
1/365	(152)	ETC ColorSource Spot 50deg 160w	FOH 2	11	S/P 2	<input type="radio"/> R140, T:R77778	W C
1/370	(153)	ETC ColorSource Spot 50deg 160w	FOH 2	13	S/P 2	<input type="radio"/> R140, T:R77778	W SL
1/375	(192)	ETC ColorSource Spot 26deg 160w	FOH 3	11	SP	<input type="radio"/> R119	W CL
1/380	(191)	ETC ColorSource Spot 26deg 160w	FOH 3	3	SP	<input type="radio"/> R119	W CR
1/398	(161)	Betopper LPC007 205w	1E	1	B/T	<input type="radio"/> N/C	W SR
1/405	(162)	Betopper LPC007 205w	1E	2	B/T	<input type="radio"/> N/C	UR-15
1/412	(163)	Betopper LPC007 205w	1E	13	B/T	<input type="radio"/> N/C	UC-13
1/419	(164)	Betopper LPC007 205w	1E	14	B/T	<input type="radio"/> N/C	UR-15
1/426	(131)	ETC ColorSource PAR Wide Round 90w	FOH 1	1	S/T	<input type="radio"/> N/C	W SL
1/431	(132)	ETC ColorSource PAR Wide Round 90w	FOH 1	5	S/T	<input type="radio"/> N/C	W CL
1/436	(133)	ETC ColorSource PAR Wide Round 90w	FOH 1	6	S/T	<input type="radio"/> N/C	W C
1/441	(134)	ETC ColorSource PAR Wide Round 90w	FOH 1	7	S/T	<input type="radio"/> N/C	W CR
1/446	(201)	ETC ColorSource Linear 1 115w	2E	1	Cyc	<input type="radio"/> N/C	
1/451	(202)	ETC ColorSource Linear 1 115w	2E	2	Cyc	<input type="radio"/> N/C	
1/456	(203)	ETC ColorSource Linear 1 115w	2E	3	Cyc	<input type="radio"/> N/C	
1/461	(204)	ETC ColorSource Linear 1 115w	2E	4	Cyc	<input type="radio"/> N/C	
1/466	(205)	ETC ColorSource Linear 1 115w	2E	5	Cyc	<input type="radio"/> N/C	

Address	Chan	Instrument Type & Load	Position	U#	Purpose	Color & Gobo	VWFC
1/471	( 206)	ETC ColorSource Linear 1 115w	2E	6	Cyc	<input type="radio"/> N/C	
1/476	(207)	ETC ColorSource Linear 1 115w	2E	7	Cyc	<input type="radio"/> N/C	
1/481	(208)	ETC ColorSource Linear 1 115w	2E	8	Cyc	<input type="radio"/> N/C	
1/494	(193)	ETC ColorSource Spot 26deg 160w	FOH 2	4	SP	<input type="radio"/> R119, T:R77774	W CL
1/499	(194)	ETC ColorSource Spot 26deg 160w	FOH 2	5	SP	<input type="radio"/> R119, T:R77774	W CL
1/504	(195)	ETC ColorSource Spot 26deg 160w	FOH 2	6	SP	<input type="radio"/> R119, T:R77774	W CL
1/509	(301)	Wybron Eclipse IT Iris 1K	FOH 4	1			Aisle
1/511	(302)	Wybron Eclipse IT Iris 1K	FOH 3	7			CS-8
2/1	(171)	ETC Source 4 36deg 575w	Pipe G	4	B/P	<input checked="" type="radio"/> R53+R140, T:R77102	DR-5
2/2	(172)	ETC Source 4 36deg 575w	Pipe G	5	B/P	<input checked="" type="radio"/> R53+R140, T:R77102	DCR-4
2/3	(173)	ETC Source 4 36deg 575w	Pipe G	9	B/P	<input checked="" type="radio"/> R53+R140, T:R77102	DC-3
2/4	(174)	ETC Source 4 36deg 575w	Pipe G	10	B/P	<input checked="" type="radio"/> R53+R140, T:R77102	DCL-2
2/5	(175)	ETC Source 4 36deg 575w	Pipe G	11	B/P	<input checked="" type="radio"/> R53+R140, T:R77102	DL-1
2/6	(176)	ETC Source 4 36deg 575w	1E	3	B/P	<input checked="" type="radio"/> R53+R140, T:R77102	SR-10
2/7	(177)	ETC Source 4 36deg 575w	1E	4	B/P	<input checked="" type="radio"/> R53+R140, T:R77102	CR-9
2/8	(178)	ETC Source 4 36deg 575w	1E	5	B/P	<input checked="" type="radio"/> R53+R140, T:R77102	CS-8
2/9	(179)	ETC Source 4 36deg 575w	1E	11	B/P	<input checked="" type="radio"/> R53+R140, T:R77102	CL-7
2/10	(180)	ETC Source 4 36deg 575w	1E	12	B/P	<input checked="" type="radio"/> R53+R140, T:R77102	SL-6

# Instrument Schedule

## TABLE OF CONTENTS

FOH 1A .....	1	Pipe A .....	5
Pipe B .....	1	Pipe E .....	6
Pipe C .....	1	Pipe F .....	6
Pipe D .....	2	FOH 3 .....	7
FOH 1 .....	2	FOH 2 .....	8
Pipe G .....	3	FOH 4 .....	9
1E .....	4	SL Box Pipe .....	10
2E .....	5	SR Box Pipe .....	10

## Instrument Schedule

### FOH 1A

U#	Purpose	Instrument Type & Accessory	Load	Color & Gobo	Chan	Addr	Dm
1	T/L	ETC ColorSource PAR Extra Wide Round+Light Acc C-Clamp	90w	<input checked="" type="radio"/> N/C	(83)	1/81	

### Pipe B

U#	Purpose	Instrument Type & Accessory	Load	Color & Gobo	Chan	Addr	Dm
1	T/L	ETC ColorSource PAR Extra Wide Round+Light Acc C-Clamp	90w	<input type="radio"/> N/C	(86)	1/226	
2	H/S SR	ETC ColorSource PAR Extra Wide Round+Light Acc C-Clamp	90w	<input type="radio"/> N/C	(46)	1/231	
3	H/S SR	ETC ColorSource PAR Extra Wide Round+Light Acc C-Clamp	90w	<input type="radio"/> N/C	(51)	1/236	
4	T/L	ETC ColorSource PAR Extra Wide Round+Light Acc C-Clamp	90w	<input type="radio"/> N/C	(91)	1/241	
5	B/L	ETC ColorSource PAR Extra Wide Round+Light Acc C-Clamp	90w	<input type="radio"/> R114	(61)	1/246	

### Pipe C

U#	Purpose	Instrument Type & Accessory	Load	Color & Gobo	Chan	Addr	Dm
1	H/S SR	ETC ColorSource PAR Extra Wide Round+Light Acc C-Clamp	90w	<input type="radio"/> N/C	(48)	1/251	
2	H/S SL	ETC ColorSource PAR Extra Wide Round+Light Acc C-Clamp	90w	<input type="radio"/> N/C	(26)	1/256	
3	H/S SL	ETC ColorSource PAR Extra Wide Round+Light Acc C-Clamp	90w	<input type="radio"/> N/C	(31)	1/261	
4	T/L	ETC ColorSource PAR Extra Wide Round+Light Acc C-Clamp	90w	<input type="radio"/> N/C	(93)	1/266	
5	H/S SR	ETC ColorSource PAR Extra Wide Round+Light Acc C-Clamp	90w	<input type="radio"/> N/C	(53)	1/271	

## Instrument Schedule

### Pipe D

U#	Purpose	Instrument Type & Accessory	Load	Color & Gobo	Chan	Addr	Dm
1	T/L	ETC ColorSource PAR Extra Wide Round+Light Acc C-Clamp	90w	<input type="radio"/> N/C	(90)	1/276	
2	H/S SL	ETC ColorSource PAR Extra Wide Round+Light Acc C-Clamp	90w	<input type="radio"/> N/C	(28)	1/281	
3	H/S SR	ETC ColorSource PAR Extra Wide Round+Light Acc C-Clamp	90w	<input type="radio"/> N/C	(55)	1/286	
4	T/L	ETC ColorSource PAR Extra Wide Round+Light Acc C-Clamp	90w	<input type="radio"/> N/C	(95)	1/291	
5	H/S SL	ETC ColorSource PAR Extra Wide Round+Light Acc C-Clamp	90w	<input type="radio"/> N/C	(33)	1/296	














### FOH 1

U#	Purpose	Instrument Type & Accessory	Load	Color & Gobo	Chan	Addr	Dm
1	S/T	ETC ColorSource PAR Wide Round	90w	<input type="radio"/> N/C	(131)	1/426	
2	T/L	ETC ColorSource PAR Extra Wide Round+Light Acc C-Clamp	90w	<input type="radio"/> N/C	(81)	1/76	
3	T/L	ETC ColorSource PAR Extra Wide Round+Light Acc C-Clamp	90w	<input type="radio"/> N/C	(88)	1/91	
4	B/L	ETC ColorSource Spot 50deg+Light Acc C-Clamp	160w	<input type="radio"/> R114	(63)	1/96	
5	S/T	ETC ColorSource PAR Wide Round	90w	<input type="radio"/> N/C	(132)	1/431	
6	S/T	ETC ColorSource PAR Wide Round	90w	<input type="radio"/> N/C	(133)	1/436	
7	S/T	ETC ColorSource PAR Wide Round	90w	<input type="radio"/> N/C	(134)	1/441	
8	H/S SR	ETC ColorSource PAR Extra Wide Round+Light Acc C-Clamp	90w	<input type="radio"/> N/C	(50)	1/101	
9	T/L	ETC ColorSource PAR Extra Wide Round+Light Acc C-Clamp	90w	<input type="radio"/> N/C	(85)	1/86	



## Instrument Schedule

### Pipe G

U#	Purpose	Instrument Type & Accessory	Load	Color & Gobo	Chan	Addr	Dm
1	B/L	ETC ColorSource Spot 36deg+Light Acc C-Clamp	160w	 R114	(66)	1/121	
2	B/L	ETC ColorSource Spot 26deg+Light Acc C-Clamp	160w	 R114	(62)	1/106	
3	B/L	ETC ColorSource Spot 36deg+Light Acc C-Clamp	160w	 R114	(67)	1/126	
4	B/P	ETC Source 4 36deg+Light Acc C-Clamp	575w	 R53+R140, T:R77102	(171)	2/1	
5	B/P	ETC Source 4 36deg+Light Acc C-Clamp	575w	 R53+R140, T:R77102	(172)	2/2	
6	B/L	ETC ColorSource Spot 36deg+Light Acc C-Clamp	160w	 R114	(68)	1/131	
7	B/L	ETC ColorSource Spot 36deg+Light Acc C-Clamp	160w	 R114	(69)	1/136	
8	B/L	ETC ColorSource Spot 26deg+Light Acc C-Clamp	160w	 R114	(64)	1/111	
9	B/P	ETC Source 4 36deg+Light Acc C-Clamp	575w	 R53+R140, T:R77102	(173)	2/3	
10	B/P	ETC Source 4 36deg+Light Acc C-Clamp	575w	 R53+R140, T:R77102	(174)	2/4	
11	B/P	ETC Source 4 36deg+Light Acc C-Clamp	575w	 R53+R140, T:R77102	(175)	2/5	
12	B/L	ETC ColorSource Spot 26deg+Light Acc C-Clamp	160w	 R114	(65)	1/116	
13	B/L	ETC ColorSource Spot 36deg+Light Acc C-Clamp	160w	 R114	(70)	1/141	

## Instrument Schedule

1E

U#	Purpose	Instrument Type & Accessory	Load	Color & Gobo	Chan	Addr	Dm
1	B/T	Betopper LPC007	205w	<input type="radio"/> N/C	(161)	1/398	
2	B/T	Betopper LPC007+Light Acc C Clamp	205w	<input type="radio"/> N/C	(162)	1/405	
3	B/P	ETC Source 4 36deg+Light Acc C-Clamp	575w	<input checked="" type="radio"/> R53+R140, T:R77102	(176)	2/6	
4	B/P	ETC Source 4 36deg+Light Acc C-Clamp	575w	<input checked="" type="radio"/> R53+R140, T:R77102	(177)	2/7	
5	B/P	ETC Source 4 36deg+Light Acc C-Clamp	575w	<input checked="" type="radio"/> R53+R140, T:R77102	(178)	2/8	
6	B/L	ETC ColorSource Spot 50deg+Light Acc C-Clamp	160w	<input type="radio"/> R114	(71)	1/146	
7	B/L	ETC ColorSource Spot 50deg+Light Acc C-Clamp	160w	<input type="radio"/> R114	(72)	1/151	
8	B/L	ETC ColorSource Spot 50deg+Light Acc C-Clamp	160w	<input type="radio"/> R114	(73)	1/161	
9	B/L	ETC ColorSource Spot 50deg+Light Acc C-Clamp	160w	<input type="radio"/> R114	(74)	1/176	
10	B/L	ETC ColorSource Spot 50deg+Light Acc C-Clamp	160w	<input type="radio"/> R114	(75)	1/186	
11	B/P	ETC Source 4 36deg+Light Acc C-Clamp	575w	<input checked="" type="radio"/> R53+R140, T:R77102	(179)	2/9	
12	B/P	ETC Source 4 36deg+Light Acc C-Clamp	575w	<input checked="" type="radio"/> R53+R140, T:R77102	(180)	2/10	
13	B/T	Betopper LPC007+Light Acc C Clamp	205w	<input type="radio"/> N/C	(163)	1/412	
14	B/T	Betopper LPC007+Light Acc C Clamp	205w	<input type="radio"/> N/C	(164)	1/419	

## Instrument Schedule

### 2E

U#	Purpose	Instrument Type & Accessory	Load	Color & Gobo	Chan	Addr	Dm
1	Cyc	ETC ColorSource Linear 1	115w	<input type="radio"/> N/C	(201)	1/446	
2	Cyc	ETC ColorSource Linear 1	115w	<input type="radio"/> N/C	(202)	1/451	
3	Cyc	ETC ColorSource Linear 1	115w	<input type="radio"/> N/C	(203)	1/456	
4	Cyc	ETC ColorSource Linear 1	115w	<input type="radio"/> N/C	(204)	1/461	
5	Cyc	ETC ColorSource Linear 1	115w	<input type="radio"/> N/C	(205)	1/466	
6	Cyc	ETC ColorSource Linear 1	115w	<input type="radio"/> N/C	(206)	1/471	
7	Cyc	ETC ColorSource Linear 1	115w	<input type="radio"/> N/C	(207)	1/476	
8	Cyc	ETC ColorSource Linear 1	115w	<input type="radio"/> N/C	(208)	1/481	

### Pipe A

U#	Purpose	Instrument Type & Accessory	Load	Color & Gobo	Chan	Addr	Dm
1	H/S SR	ETC ColorSource PAR Extra Wide Round+Light Acc C-Clamp	90w	<input type="radio"/> N/C	(41)	1/196	
2	H/S SR	ETC ColorSource PAR Wide Round+Light Acc C-Clamp	90w	<input type="radio"/> N/C	(43)	1/201	
3	H/S SR	ETC ColorSource PAR Round+Light Acc C-Clamp	90w	<input type="radio"/> N/C	(45)	1/206	

## Instrument Schedule

### Pipe E

U#	Purpose	Instrument Type & Accessory	Load	Color & Gobo	Chan	Addr	Dm
1	H/S SL	ETC ColorSource PAR Extra Wide Round+Light Acc C-Clamp	90w	<input type="radio"/> N/C	(30)	1/301	
2	H/S SL	ETC ColorSource PAR Extra Wide Round+Light Acc C-Clamp	90w	<input type="radio"/> N/C	(35)	1/306	

### Pipe F

U#	Purpose	Instrument Type & Accessory	Load	Color & Gobo	Chan	Addr	Dm
1	H/S SL	ETC ColorSource PAR Extra Wide Round+Light Acc C-Clamp	90w	<input type="radio"/> N/C	(21)	1/211	
2	H/S SL	ETC ColorSource PAR Wide Round+Light Acc C-Clamp	90w	<input type="radio"/> N/C	(23)	1/216	
3	H/S SL	ETC ColorSource PAR Round+Light Acc C-Clamp	90w	<input type="radio"/> N/C	(25)	1/221	

## Instrument Schedule

### FOH 3

U#	Purpose	Instrument Type & Accessory	Load	Color & Gobo	Chan	Addr	Dm
1	F/L	ETC ColorSource Spot 36deg+Light Acc C-Clamp	160w	<input type="radio"/> R119	(6)	1/26	
2	F/L	ETC ColorSource Spot 36deg+Light Acc C-Clamp	160w	<input type="radio"/> R119	(6)	1/26	
3	SP	ETC ColorSource Spot 26deg+Light Acc C Clamp	160w	<input type="radio"/> R119	(191)	1/380	
4	F/L	ETC ColorSource Spot 36deg+Light Acc C-Clamp	160w	<input type="radio"/> R119	(1)	1/1	
4	MV	I-Cue			(302)	1/351	
5	F/L	ETC ColorSource Spot 36deg+Light Acc C-Clamp	160w	<input type="radio"/> R119	(7)	1/36	
6	F/L	ETC ColorSource Spot 36deg+Light Acc C-Clamp	160w	<input type="radio"/> R119	(2)	1/6	
7	MV	ETC ColorSource Spot 36deg+Light Acc C-Clamp	160w	<input type="radio"/> N/C	(302)	1/346	
7		Wybron Eclipse IT Iris 1K			(302)	1/511	
8	F/L	ETC ColorSource Spot 36deg+Light Acc C-Clamp	160w	<input type="radio"/> R119	(8)	1/46	
9	F/L	ETC ColorSource Spot 36deg+Light Acc C-Clamp	160w	<input type="radio"/> R119	(3)	1/11	
10	F/L	ETC ColorSource Spot 36deg+Light Acc C-Clamp	160w	<input type="radio"/> R119	(9)	1/56	
11	SP	ETC ColorSource Spot 26deg+Light Acc C Clamp	160w	<input type="radio"/> R119	(192)	1/375	
12	F/L	ETC ColorSource Spot 36deg+Light Acc C-Clamp	160w	<input type="radio"/> R119	(10)	1/66	
13	F/L	ETC ColorSource Spot 36deg+Light Acc C-Clamp	160w	<input type="radio"/> R119	(4)	1/16	
14	F/L	ETC ColorSource Spot 36deg+Light Acc C-Clamp	160w	<input type="radio"/> R119	(5)	1/21	

## Instrument Schedule

### FOH 2

U#	Purpose	Instrument Type & Accessory	Load	Color & Gobo	Chan	Addr	Dm
1	F/L	ETC ColorSource Spot 36deg+Light Acc C-Clamp	160w	<input type="radio"/> R119	(11)	1/31	
2	S/P 1	ETC ColorSource Spot 50deg+Light Acc C-Clamp	160w	<input type="radio"/> R140, T: R77774	(141)	1/191	
3	F/L	ETC ColorSource Spot 36deg+Light Acc C-Clamp	160w	<input type="radio"/> R119	(12)	1/41	
4	SP	ETC ColorSource Spot 26deg+Light Acc C-Clamp	160w	<input type="radio"/> R119, T: R77774	(193)	1/494	
5	SP	ETC ColorSource Spot 26deg+Light Acc C-Clamp	160w	<input type="radio"/> R119, T: R77774	(194)	1/499	
6	SP	ETC ColorSource Spot 26deg+Light Acc C-Clamp	160w	<input type="radio"/> R119, T: R77774	(195)	1/504	
7	S/P 1	ETC ColorSource Spot 50deg+Light Acc C-Clamp	160w	<input type="radio"/> R140, T: R77774	(142)	1/181	
8	S/P 2	ETC ColorSource Spot 50deg+Light Acc C-Clamp	160w	<input type="radio"/> R140, T: R77778	(151)	1/360	
9	S/P 1	ETC ColorSource Spot 50deg+Light Acc C-Clamp	160w	<input type="radio"/> R140, T: R77774	(143)	1/171	
10	F/L	ETC ColorSource Spot 36deg+Light Acc C-Clamp	160w	<input type="radio"/> R119	(13)	1/51	
11	S/P 2	ETC ColorSource Spot 50deg+Light Acc C-Clamp	160w	<input type="radio"/> R140, T: R77778	(152)	1/365	

## Instrument Schedule

### FOH 2

U#	Purpose	Instrument Type & Accessory	Load	Color & Gobo	Chan	Addr	Dm
12	S/P 1	ETC ColorSource Spot 50deg+Light Acc C-Clamp	160w	<input type="radio"/> R140, T: R77774	(144)	1/166	
13	S/P 2	ETC ColorSource Spot 50deg+Light Acc C-Clamp	160w	<input type="radio"/> R140, T: R77778	(153)	1/370	
14	F/L	ETC ColorSource Spot 36deg+Light Acc C-Clamp	160w	<input type="radio"/> R119	(14)	1/61	
15	S/P 1	ETC ColorSource Spot 50deg+Light Acc C-Clamp	160w	<input type="radio"/> R140, T: R77774	(145)	1/156	
16	F/L	ETC ColorSource Spot 36deg+Light Acc C-Clamp	160w	<input type="radio"/> R119	(15)	1/71	

### FOH 4

U#	Purpose	Instrument Type & Accessory	Load	Color & Gobo	Chan	Addr	Dm
1	MV	ETC ColorSource Spot 36deg+Light Acc C-Clamp	160w	<input type="radio"/> N/C	(301)	1/341	
1		Wybron Eclipse IT Iris 1K			(301)	1/509	
4		I-Cue			(301)	1/356	

## Instrument Schedule

### SL Box Pipe

U#	Purpose	Instrument Type & Accessory	Load	Color & Gobo	Chan	Addr	Dm
1	F/X SR	ETC ColorSource PAR Round+Light Acc C-Clamp	90w	<input type="radio"/> N/C	(123)	1/311	
2	F/X SR	ETC ColorSource PAR Wide Round+Light Acc C-Clamp	90w	<input type="radio"/> N/C	(122)	1/316	
3	F/X SR	ETC ColorSource PAR Extra Wide Round+Light Acc C-Clamp	90w	<input type="radio"/> N/C	(121)	1/321	

### SR Box Pipe

U#	Purpose	Instrument Type & Accessory	Load	Color & Gobo	Chan	Addr	Dm
1	F/X SL	ETC ColorSource PAR Extra Wide Round+Light Acc C-Clamp	90w	<input type="radio"/> N/C	(113)	1/336	
2	F/X SL	ETC ColorSource PAR Wide Round+Light Acc C-Clamp	90w	<input type="radio"/> N/C	(112)	1/331	
3	F/X SL	ETC ColorSource PAR Round+Light Acc C-Clamp	90w	<input type="radio"/> N/C	(111)	1/326	



## Color Schedule

6/7/24

OIO Rep Plot 2024 Paperwork.lw6

### TABLE OF CONTENTS

R114 .....	1	N/C .....	4
R119 .....	2	R140 .....	8
		R53+R140 .....	9

## Color Schedule

Color	Gobo	Position	U#	Instrument Type	Purp	Channel	VWFCpT	Load	Addr
○ R114		Pipe B	5	ETC ColorSource PAR Extra Wide Round	B/L	(61)	DL-1	90w	1/246
		FOH 1	4	ETC ColorSource Spot 50deg	B/L	(63)	DC-3	160w	1/96
		Pipe G	1	ETC ColorSource Spot 36deg	B/L	(66)	SL-6	160w	1/121
		Pipe G	2	ETC ColorSource Spot 26deg	B/L	(62)	DCL-2	160w	1/106
		Pipe G	3	ETC ColorSource Spot 36deg	B/L	(67)	CL-7	160w	1/126
		Pipe G	6	ETC ColorSource Spot 36deg	B/L	(68)	CS-8	160w	1/131
		Pipe G	7	ETC ColorSource Spot 36deg	B/L	(69)	CR-9	160w	1/136
		Pipe G	8	ETC ColorSource Spot 26deg	B/L	(64)	DCR-4	160w	1/111
		Pipe G	12	ETC ColorSource Spot 26deg	B/L	(65)	DR-5	160w	1/116
		Pipe G	13	ETC ColorSource Spot 36deg	B/L	(70)	SR-10	160w	1/141
		1E	6	ETC ColorSource Spot 50deg	B/L	(71)	UL-11	160w	1/146
		1E	7	ETC ColorSource Spot 50deg	B/L	(72)	UCL-12	160w	1/151
		1E	8	ETC ColorSource Spot 50deg	B/L	(73)	UC-13	160w	1/161
		1E	9	ETC ColorSource Spot 50deg	B/L	(74)	UCR-14	160w	1/176
		1E	10	ETC ColorSource Spot 50deg	B/L	(75)	UR-15	160w	1/186

## Color Schedule

Color	Gobo	Position	U#	Instrument Type	Purp	Channel	VWFCpT	Load	Addr
☐R119		FOH 3	1	ETC ColorSource Spot 36deg	F/L	(6)	SL-6	160w	1/26
		FOH 3	2	ETC ColorSource Spot 36deg	F/L	(6)	SL-6	160w	1/26
		FOH 3	3	ETC ColorSource Spot 26deg	SP	(191)	W CR	160w	1/380
		FOH 3	4	ETC ColorSource Spot 36deg	F/L	(1)	DL-1	160w	1/1
		FOH 3	5	ETC ColorSource Spot 36deg	F/L	(7)	CL-7	160w	1/36
		FOH 3	6	ETC ColorSource Spot 36deg	F/L	(2)	DCL-2	160w	1/6
		FOH 3	8	ETC ColorSource Spot 36deg	F/L	(8)	CS-8	160w	1/46
		FOH 3	9	ETC ColorSource Spot 36deg	F/L	(3)	DC-3	160w	1/11
		FOH 3	10	ETC ColorSource Spot 36deg	F/L	(9)	CR-9	160w	1/56
		FOH 3	11	ETC ColorSource Spot 26deg	SP	(192)	W CL	160w	1/375
		FOH 3	12	ETC ColorSource Spot 36deg	F/L	(10)	SR-10	160w	1/66
		FOH 3	13	ETC ColorSource Spot 36deg	F/L	(4)	DCR-4	160w	1/16
		FOH 3	14	ETC ColorSource Spot 36deg	F/L	(5)	DR-5	160w	1/21
		FOH 2	1	ETC ColorSource Spot 36deg	F/L	(11)	UL-11	160w	1/31
		FOH 2	3	ETC ColorSource Spot 36deg	F/L	(12)	UCL-12	160w	1/41
	R7774	FOH 2	4	ETC ColorSource Spot 26deg	SP	(193)	W CL	160w	1/494
	R7774	FOH 2	5	ETC ColorSource Spot 26deg	SP	(194)	W CL	160w	1/499
	R7774	FOH 2	6	ETC ColorSource Spot 26deg	SP	(195)	W CL	160w	1/504

# Color Schedule

Color	Gobo	Position	U#	Instrument Type	Purp	Channel	VWFcPt	Load	Addr
R119		FOH 2	10	ETC ColorSource Spot 36deg	F/L	(13)	UC-13	160w	1/51
		FOH 2	14	ETC ColorSource Spot 36deg	F/L	(14)	UCR-14	160w	1/61
		FOH 2	16	ETC ColorSource Spot 36deg	F/L	(15)	UR-15	160w	1/71

## Color Schedule

Color	Gobo	Position	U#	Instrument Type	Purp	Channel	VWFCpT	Load	Addr
☐ N/C		FOH 1A	1	ETC ColorSource PAR Extra Wide Round	T/L	(83)	DC-3	90w	1/81
		Pipe B	1	ETC ColorSource PAR Extra Wide Round	T/L	(86)	SL-6	90w	1/226
		Pipe B	2	ETC ColorSource PAR Extra Wide Round	H/S SR	(46)	SL-6	90w	1/231
		Pipe B	3	ETC ColorSource PAR Extra Wide Round	H/S SR	(51)	UL-11	90w	1/236
		Pipe B	4	ETC ColorSource PAR Extra Wide Round	T/L	(91)	UL-11	90w	1/241
		Pipe C	1	ETC ColorSource PAR Extra Wide Round	H/S SR	(48)	CS-8	90w	1/251
		Pipe C	2	ETC ColorSource PAR Extra Wide Round	H/S SL	(26)	SL-6	90w	1/256
		Pipe C	3	ETC ColorSource PAR Extra Wide Round	H/S SL	(31)	UL-11	90w	1/261
		Pipe C	4	ETC ColorSource PAR Extra Wide Round	T/L	(93)	UC-13	90w	1/266
		Pipe C	5	ETC ColorSource PAR Extra Wide Round	H/S SR	(53)	UC-13	90w	1/271
		Pipe D	1	ETC ColorSource PAR Extra Wide Round	T/L	(90)	SR-10	90w	1/276
		Pipe D	2	ETC ColorSource PAR Extra Wide Round	H/S SL	(28)	CS-8	90w	1/281
		Pipe D	3	ETC ColorSource PAR Extra Wide Round	H/S SR	(55)	UR-15	90w	1/286

## Color Schedule

Color	Gobo	Position	U#	Instrument Type	Purp	Channel	VWFcPt	Load	Addr
☐ N/C		Pipe D	4	ETC ColorSource PAR Extra Wide Round	T/L	(95)	DR-5	90w	1/291
		Pipe D	5	ETC ColorSource PAR Extra Wide Round	H/S SL	(33)	UC-13	90w	1/296
		FOH 1	1	ETC ColorSource PAR Wide Round	S/T	(131)	W SL	90w	1/426
		FOH 1	2	ETC ColorSource PAR Extra Wide Round	T/L	(81)	DL-1	90w	1/76
		FOH 1	3	ETC ColorSource PAR Extra Wide Round	T/L	(88)	DL-1	90w	1/91
		FOH 1	5	ETC ColorSource PAR Wide Round	S/T	(132)	W CL	90w	1/431
		FOH 1	6	ETC ColorSource PAR Wide Round	S/T	(133)	W C	90w	1/436
		FOH 1	7	ETC ColorSource PAR Wide Round	S/T	(134)	W CR	90w	1/441
		FOH 1	8	ETC ColorSource PAR Extra Wide Round	H/S SR	(50)	SR-10	90w	1/101
		FOH 1	9	ETC ColorSource PAR Extra Wide Round	T/L	(85)	DR-5	90w	1/86
		1E	1	Betopper LPC007	B/T	(161)	W SR	205w	1/398
		1E	2	Betopper LPC007	B/T	(162)	UR-15	205w	1/405
		1E	13	Betopper LPC007	B/T	(163)	UC-13	205w	1/412
		1E	14	Betopper LPC007	B/T	(164)	UR-15	205w	1/419
		2E	1	ETC ColorSource Linear 1	Cyc	(201)		115w	1/446
		2E	2	ETC ColorSource Linear 1	Cyc	(202)		115w	1/451
		2E	3	ETC ColorSource Linear 1	Cyc	(203)		115w	1/456

## Color Schedule

Color	Gobo	Position	U#	Instrument Type	Purp	Channel	VWFcPt	Load	Addr
☐ N/C		2E	4	ETC ColorSource Linear 1	Cyc	(204)		115w	1/461
		2E	5	ETC ColorSource Linear 1	Cyc	(205)		115w	1/466
		2E	6	ETC ColorSource Linear 1	Cyc	(206)		115w	1/471
		2E	7	ETC ColorSource Linear 1	Cyc	(207)		115w	1/476
		2E	8	ETC ColorSource Linear 1	Cyc	(208)		115w	1/481
		Pipe A	1	ETC ColorSource PAR Extra Wide Round	H/S SR	(41)	DL-1	90w	1/196
		Pipe A	2	ETC ColorSource PAR Wide Round	H/S SR	(43)	DC-3	90w	1/201
		Pipe A	3	ETC ColorSource PAR Round	H/S SR	(45)	DR-5	90w	1/206
		Pipe E	1	ETC ColorSource PAR Extra Wide Round	H/S SL	(30)	SR-10	90w	1/301
		Pipe E	2	ETC ColorSource PAR Extra Wide Round	H/S SL	(35)	UR-15	90w	1/306
		Pipe F	1	ETC ColorSource PAR Extra Wide Round	H/S SL	(21)	DR-5	90w	1/211
		Pipe F	2	ETC ColorSource PAR Wide Round	H/S SL	(23)	DC-3	90w	1/216
		Pipe F	3	ETC ColorSource PAR Round	H/S SL	(25)	DL-1	90w	1/221

## Color Schedule

Color	Gobo	Position	U#	Instrument Type	Purp	Channel	VWFCpT	Load	Addr
□ N/C		FOH 3	7	ETC ColorSource Spot 36deg	MV	(302)	CS-8	160w	1/346
		FOH 4	1	ETC ColorSource Spot 36deg	MV	(301)	Aisle	160w	1/341
		SL Box Pipe	1	ETC ColorSource PAR Round	F/X SR	(123)	SR-10	90w	1/311
		SL Box Pipe	2	ETC ColorSource PAR Wide Round	F/X SR	(122)	CS-8	90w	1/316
		SL Box Pipe	3	ETC ColorSource PAR Extra Wide Round	F/X SR	(121)	SL-6	90w	1/321
		SR Box Pipe	1	ETC ColorSource PAR Extra Wide Round	F/X SL	(113)	SR-10	90w	1/336
		SR Box Pipe	2	ETC ColorSource PAR Wide Round	F/X SL	(112)	CS-8	90w	1/331
		SR Box Pipe	3	ETC ColorSource PAR Round	F/X SL	(111)	SL-6	90w	1/326



## Color Schedule

Color	Gobo	Position	U#	Instrument Type	Purp	Channel	VWFcPt	Load	Addr
<input type="checkbox"/> R140	R77774	FOH 2	2	ETC ColorSource Spot 50deg	S/P 1	(141)	W SL	160w	1/191
	R77774	FOH 2	7	ETC ColorSource Spot 50deg	S/P 1	(142)	W CL	160w	1/181
	R77778	FOH 2	8	ETC ColorSource Spot 50deg	S/P 2	(151)	W SR	160w	1/360
	R77774	FOH 2	9	ETC ColorSource Spot 50deg	S/P 1	(143)	W C	160w	1/171
	R77778	FOH 2	11	ETC ColorSource Spot 50deg	S/P 2	(152)	W C	160w	1/365
	R77774	FOH 2	12	ETC ColorSource Spot 50deg	S/P 1	(144)	W CR	160w	1/166
	R77778	FOH 2	13	ETC ColorSource Spot 50deg	S/P 2	(153)	W SL	160w	1/370
	R77774	FOH 2	15	ETC ColorSource Spot 50deg	S/P 1	(145)	W SR	160w	1/156

## Color Schedule

Color	Gobo	Position	U#	Instrument Type	Purp	Channel	VWFCp+	Load	Addr
R53+R140	R77102	Pipe G	4	ETC Source 4 36deg	B/P	(171)	DR-5	575w	2/1
	R77102	Pipe G	5	ETC Source 4 36deg	B/P	(172)	DCR-4	575w	2/2
	R77102	Pipe G	9	ETC Source 4 36deg	B/P	(173)	DC-3	575w	2/3
	R77102	Pipe G	10	ETC Source 4 36deg	B/P	(174)	DCL-2	575w	2/4
	R77102	Pipe G	11	ETC Source 4 36deg	B/P	(175)	DL-1	575w	2/5
	R77102	1E	3	ETC Source 4 36deg	B/P	(176)	SR-10	575w	2/6
	R77102	1E	4	ETC Source 4 36deg	B/P	(177)	CR-9	575w	2/7
	R77102	1E	5	ETC Source 4 36deg	B/P	(178)	CS-8	575w	2/8
	R77102	1E	11	ETC Source 4 36deg	B/P	(179)	CL-7	575w	2/9
	R77102	1E	12	ETC Source 4 36deg	B/P	(180)	SL-6	575w	2/10

TABLE OF CONTENTS

R7778 .....	1	R77102 .....	2
		R7774 .....	3

# Gobo Schedule











6/7/24

R77778

Position	U#	Instrument Type	Purpose	Color	Chan	VWFcPt	Load	Addr
FOH 2	8	ETC ColorSource Spot 50deg	S/P 2	<input type="radio"/> R140	(151)	W SR	160w	1/360
FOH 2	11	ETC ColorSource Spot 50deg	S/P 2	<input type="radio"/> R140	(152)	W C	160w	1/365
FOH 2	13	ETC ColorSource Spot 50deg	S/P 2	<input type="radio"/> R140	(153)	W SL	160w	1/370

# Gobo Schedule

R77102

Position	U#	Instrument Type	Purpose	Color	Chan	VWFCPt	Load	Addr
Pipe G	4	ETC Source 4 36deg	B/P	 R53+R140	(171)	DR-5	575w	2/1
Pipe G	5	ETC Source 4 36deg	B/P	 R53+R140	(172)	DCR-4	575w	2/2
Pipe G	9	ETC Source 4 36deg	B/P	 R53+R140	(173)	DC-3	575w	2/3
Pipe G	10	ETC Source 4 36deg	B/P	 R53+R140	(174)	DCL-2	575w	2/4
Pipe G	11	ETC Source 4 36deg	B/P	 R53+R140	(175)	DL-1	575w	2/5
1E	3	ETC Source 4 36deg	B/P	 R53+R140	(176)	SR-10	575w	2/6
1E	4	ETC Source 4 36deg	B/P	 R53+R140	(177)	CR-9	575w	2/7
1E	5	ETC Source 4 36deg	B/P	 R53+R140	(178)	CS-8	575w	2/8
1E	11	ETC Source 4 36deg	B/P	 R53+R140	(179)	CL-7	575w	2/9
1E	12	ETC Source 4 36deg	B/P	 R53+R140	(180)	SL-6	575w	2/10

## Gobo Schedule

R77774

Position	U#	Instrument Type	Purpose	Color	Chan	VWFCpt	Load	Addr
FOH 2	2	ETC ColorSource Spot 50deg	S/P 1	<input checked="" type="radio"/> R140	(141)	W SL	160w	1/191
FOH 2	4	ETC ColorSource Spot 26deg	SP	<input type="radio"/> R119	(193)	W CL	160w	1/494
FOH 2	5	ETC ColorSource Spot 26deg	SP	<input checked="" type="radio"/> R119	(194)	W CL	160w	1/499
FOH 2	6	ETC ColorSource Spot 26deg	SP	<input type="radio"/> R119	(195)	W CL	160w	1/504
FOH 2	7	ETC ColorSource Spot 50deg	S/P 1	<input checked="" type="radio"/> R140	(142)	W CL	160w	1/181
FOH 2	9	ETC ColorSource Spot 50deg	S/P 1	<input type="radio"/> R140	(143)	W C	160w	1/171
FOH 2	12	ETC ColorSource Spot 50deg	S/P 1	<input checked="" type="radio"/> R140	(144)	W CR	160w	1/166
FOH 2	15	ETC ColorSource Spot 50deg	S/P 1	<input type="radio"/> R140	(145)	W SR	160w	1/156