



Hearts Like Fists

Channel Hookup

Page 1 of 10

10/31/19

Hearts Paperwork.lw6

Channel	Cir#	Position	U#	Instrument Type	\$ Accessory	\$ Load	Purpose	Color	Gobo	VWFCp+
(1)	159	D	3	ETC Source4	36deg	750W 750w	SL X	R35+R132		DL
(2)	160	D	2	ETC Source4	26deg	750W 750w	SL X	R35+R132		DC
(3)	161	D	1	ETC Source4	19deg	750W 750w	SL X	R35+R132		DR
(4)	162	E	2	ETC Source4	26deg	750W 750w	SL X	R35+R132		DCC
(5)	188	2	15	ETC Source4	36deg	750W 750w	SL X	R35+R132		SL
(6)	189	2	4	ETC Source4	36deg	750W 750w	SL X	R35+R132		CL
(7)	190	F	1	ETC Source4	26deg	750W 750w	SL X	R35+R132		CS
(8)	191	1	3	ETC Source4	19deg	750W 750w	SL X	R35+R132		CR
(9)	187	E	1	ETC Source4	19deg	750W 750w	SL X	R35+R132		SR
(10)	192	2	3	ETC Source4	36deg	750W 750w	SL X	R35+R132		UL
(11)	181	G	2	ETC Source4	26deg	750W 750w	SL X	R35+R132		UCL
(12)	37	H	1	ETC Source4	26deg	750W 750w	SL X	R35+R132		UC
(13)	182	G	1	ETC Source4	19deg	750W 750w	SL X	R35+R132		UCR
(14)	183	1	1	ETC Source4	19deg	750W 750w	SL X	R35+R132		UR
(15)	185	2	2	ETC Source4	36deg	750W 750w	SL X	R35+R132		Plat UL
(16)	38	1	2	ETC Source4	19deg	750W 750w	SL X	R35+R132		Plat UR



Hearts Like Fists

Channel Hookup

Channel	Cir#	Position	U#	Instrument Type	Accessory	Load	Purpose	Color	Gobo	VWFCPt
(21)	117	D	6	ETC Source4	19deg	750W 750w	SR X	R53+R132		DL
(22)	118	D	5	ETC Source4	26deg	750W 750w	SR X	R53+R132		DC
(23)	119	D	4	ETC Source4	36deg	750W 750w	SR X	R53+R132		DR
(24)	114	E	4	ETC Source4	26deg	750W 750w	SR X	R53+R132		DCC
(25)	120	E	3	ETC Source4	19deg	750W 750w	SR X	R53+R132		SL
(26)	110	11	3	ETC Source4	19deg	750W 750w	SR X	R53+R132		CL
(27)	111	F	2	ETC Source4	26deg	750W 750w	SR X	R53+R132		CS
(28)	112	10	14	ETC Source4	36deg	750W 750w	SR X	R53+R132		CR
(29)	113	10	2	ETC Source4	36deg	750W 750w	SR X	R53+R132		SR
(30)	22	11	1	ETC Source4	19deg	750W 750w	SR X	R53+R132		UL
(31)	23	G	4	ETC Source4	19deg	750W 750w	SR X	R53+R132		UCL
(32)	20	H	8	ETC Source4	26deg	750W 750w	SR X	R53+R132		UC
(33)	24	G	3	ETC Source4	26deg	750W 750w	SR X	R53+R132		UCR
(34)	109	10	12	ETC Source4	36deg	750W 750w	SR X	R53+R132		UR
(35)	19	11	2	ETC Source4	19deg	750W 750w	SR X	R53+R132		Plat UL
(36)	21	10	13	ETC Source4	36deg	750W 750w	SR X	R53+R132		Plat UR



Hearts Like Fists

Channel Hookup

Page 3 of 10

10/31/19

Hearts Paperwork.lw6

Channel	Cir#	Position	U#	Instrument Type	Accessories	Load	Purpose	Color	Gobo	VWFCpt
(41)	174	J	2	ETC Source4	36deg	750W 750w	B/L	R356		DL
(42)	140	G	1	ETC Source4	36deg	750W 750w	B/L	R356		DCC
	"	J	3	"	"	"	"	"		DC
(43)	102	J	4	ETC Source4	36deg	750W 750w	B/L	R356		DR
(45)	166	2	6	ETC Source4	36deg	750W 750w	B/L	R356		SL
	164	"	14	ETC Source4	26deg	750W 750w	"	"		CL
(46)	138	N	2	ETC Source4	26deg	750W 750w	B/L	R356		CS
(48)	93	10	5	ETC Source4	26deg	750W 750w	B/L	R356		CR
	95	"	6	ETC Source4	36deg	750W 750w	"	"		SR
(50)	45	N	1	ETC Source4	26deg	750W 750w	B/L	R356		UCL
	47	M	"	ETC Source4	36deg	750W 750w	"	"		UL
(52)	130	N	3	ETC Source4	26deg	750W 750w	B/L	R356		UC
(53)	129	N	4	ETC Source4	26deg	750W 750w	B/L	R356		UCR
	91	M	5	ETC Source4	36deg	750W 750w	"	"		UR
(55)	43	O	1	ETC Source4	36deg	750W 750w	B/L	R356		Plat UL
(56)	128	N	5	ETC Source4	36deg	750W 750w	B/L	R356		Plat UR
(61)	184	2	7	ETC Source4	36deg	750W 750w	H/S SL	R66		DL



Hearts Like Fists

Channel Hookup

Page 4 of 10

10/31/19

Hearts Paperwork.lw6

Channel	Cir#	Position	U#	Instrument Type	Accessories	Load	Purpose	Color	Gobo	VWFCpt
(62)	122	3	1	ETC Source4	26deg	750W 750w	H/S SL	R66		DC
	175	"	2	"			"	"		DCC
(63)	125	H	5	ETC Source4	36deg	750W 750w	H/S SL	R66		DR
(65)	173	2	1	ETC Source4	26deg	750W 750w	H/S SL	R66		CL
	186	"	16	ETC Source4	36deg	750W 750w	"	"		SL
(67)	171	2	5	ETC Source4	26deg	750W 750w	H/S SL	R66		CS
(68)	172	J	1	ETC Source4	19deg	750W 750w	H/S SL	R66		CR
	176	I	3	ETC Source4	26deg	750W 750w	"	"		SR
(70)	168	K	2	ETC Source4	36deg	750W 750w	H/S SL	R66		UL
	167	2	10	ETC Source4	26deg	750W 750w	"	"		UCL
(72)	163	2	12	ETC Source4	26deg	750W 750w	H/S SL	R66		UC
(73)	169	K	1	ETC Source4	19deg	750W 750w	H/S SL	R66		UR
	170	2	11	"			"	"		UCR
(75)	46	2	8	ETC Source4	36deg	750W 750w	H/S SL	R66		Plat UL
(76)	165	2	13	ETC Source4	19deg	750W 750w	H/S SL	R66		Plat UR
(81)	178	7	1	ETC Source4	26deg	750W 750w	H/S SR	R312		DL



Hearts Like Fists

Channel Hookup

Page 5 of 10

10/31/19

Hearts Paperwork.lw6

Channel	Cir#	Position	U#	Instrument Type	Accessory	Load	Purpose	Color	Gobo	VWFCpt
(82)	179	9	1	ETC Source4	26deg	750W 750w	H/S SR	● R312		DCC
	180	"	2	"	"	"	"	"		DC
(83)	109	10	7	ETC Source4	36deg	750W 750w	H/S SR	● R312		DR
(85)	177	7	2	ETC Source4	26deg	750W 750w	H/S SR	● R312		SL
	99	J	5	ETC Source4	19deg	750W 750w	"	"		CL
(87)	98	10	16	ETC Source4	26deg	750W 750w	H/S SR	● R312		CS
(88)	100	10	1	ETC Source4	36deg	750W 750w	H/S SR	● R312		SR
	"	"	15	ETC Source4	26deg	750W 750w	"	"		CR
(90)	97	10	9	ETC Source4	19deg	750W 750w	H/S SR	● R312		UCL
	"	K	"	"	"	"	"	"		UL
(92)	92	10	4	ETC Source4	19deg	750W 750w	H/S SR	● R312		UC
(93)	96	10	10	ETC Source4	36deg	750W 750w	H/S SR	● R312		UR
	"	"	11	ETC Source4	26deg	750W 750w	"	"		UCR
(95)	131	10	3	ETC Source4	19deg	750W 750w	H/S SR	● R312		Plat UL
(96)	94	10	17	ETC Source4	36deg	750W 750w	H/S SR	● R312		Plat UR
(101)		5	1	Robe Robin 600	LEDWash	410w	LED T/L	○ N/C		CL
(102)		7	4	Robe Robin 600	LEDWash	410w	LED T/L	○ N/C		CR



Hearts Like Fists

Channel Hookup

Page 6 of 10

10/31/19

Hearts Paperwork.lw6

Channel	Cir#	Position	U#	Instrument Type	Accessories	Load	Purpose	Color	Gobo	VWFCpt
(103)		L	2	Robe Robin 600 LEDWash		410w	LED T/L	N/C		UCL
(104)		L	3	Robe Robin 600 LEDWash		410w	LED T/L	N/C		UCR
(111)	137	K	3	ETC Source4 36deg	750W	750w	Texture O	R4915+R140	R77522	DL
(112)	135	K	5	ETC Source4 36deg	750W	750w	Texture O	R4915+R140	R77522	DC
	"	"	6	ETC Source4 50deg	750	750w	"	"	"	DCC
(113)	139	K	8	ETC Source4 36deg	750W	750w	Texture O	R4915+R140	R77522	DR
(115)	134	K	7	ETC Source4 50deg	750	750w	Texture O	R4915+R140	R77522	CL
	"	L	2	ETC Source4 36deg	750W	750w	"	"	"	UL
(116)	136	K	4	ETC Source4 50deg	750	750w	Texture O	R4915+R140	R77522	CR
	"	L	1	ETC Source4 36deg	750W	750w	"	"	"	UR
(119)	133	L	3	ETC Source4 50deg	750	750w	Texture O	R4915+R140	R77522	UC
(121)	121	H	2	ETC Source4 36deg	750W	750w	Texture G	R162	R77138	UL
	"	"	3	ETC Source4 50deg	750	750w	"	"	R77124	DL
(122)	123	H	4	ETC Source4 36deg	750W	750w	Texture G	R162	R77238	CS
	"	"	6	ETC Source4 50deg	750	750w	"	"	"	DC
(123)	126	8	1	ETC Source4 50deg	750	750w	Texture G	R162	R77124	DR
	"	H	7	ETC Source4 36deg	750W	750w	"	"	R77138	UR



Channel Hookup

Channel	Cir#	Position	U#	Instrument Type	\$ Accessory	\$ Load	Purpose	Color	Gobo	VWFCpt
(131)		M	2	Altman SS-Cyc	100	150w	W Wash	<input type="radio"/> R104		Wall L
(132)		M	3	Altman SS-Cyc	100	150w	W Wash	<input type="radio"/> R104		Wall C
(133)		M	4	Altman SS-Cyc	100	150w	W Wash	<input type="radio"/> R104		Wall R
(141)	44	2	9	ETC Source4	50deg	750 750w	W Texture	<input type="radio"/> N/C	R78464	Wall L
(142)	127	10	8	ETC Source4	50deg	750 750w	W Texture	<input type="radio"/> N/C	R78464	Wall R
(151)		Balc US	3	Altman SS-Cyc	100	150w	Window B/L	<input type="radio"/> R104		Wall CL
(152)		Balc US	4	Altman SS-Cyc	100	150w	Window B/L	<input type="radio"/> R104		Wall CL
(153)		Balc US	5	Altman SS-Cyc	100	150w	Window B/L	<input type="radio"/> R104		Wall CR
(154)		Balc US	6	Altman SS-Cyc	100	150w	Window B/L	<input type="radio"/> R104		H Panel
(155)		Balc US	7	Altman SS-Cyc	100	150w	Window B/L	<input type="radio"/> R104		Wall R
(156)		Balc US	8	Altman SS-Cyc	100	150w	Window B/L	<input type="radio"/> R104		Wall R
(157)		Balc US	1	Altman Phoneix LED	26 deg	150w	W Wash Low	<input type="radio"/> R104	R78129	W SL
(161)		Balc SL	6	Altman Phoneix LED	26 deg	250w	W Wash Low	<input type="radio"/> R104	R78129	Wall CR
(162)		Balc SR	5	Altman Phoneix LED	26 deg	250w	W Wash Low	<input type="radio"/> R104	R78129	Wall CL
(163)		Balc SL	7	Altman Phoneix LED	26 deg	250w	W Wash Low	<input type="radio"/> R104	R78129	Wall R
(164)		Balc SR	6	Altman Phoneix LED	26 deg	250w	W Wash Low	<input type="radio"/> R104	R78129	Wall L



Hearts Like Fists

Channel Hookup

Page 8 of 10

10/31/19

Hearts Paperwork.lw6

Channel	Cir#	Position	U#	Instrument Type	Accessories	Load	Purpose	Color	Gobo	VWFCPt
(171)	82	Balc SL	4	ETC Source4	26deg	750W 750w	W Texture Low	R162	G597	Wall CR
	"	"	5	"	"	"	"	"	"	"
(172)	63	Balc SR	4	ETC Source4	26deg	750W 750w	W Texture Low	R162	G597	Wall CL
(181)	34	Balc DS	2	ETC Source4	19deg	750W 750w	F Fill	R03+R119		DL
(182)	31	Balc DS	5	ETC Source4	19deg	750W 750w	F Fill	R03+R119		DC
(183)	28	Balc DS	8	ETC Source4	19deg	750W 750w	F Fill	R03+R119		DR
(184)	36	Balc DS	1	ETC Source4	19deg	750W 750w	F Fill	R03+R119		SL
(185)	32	Balc DS	4	ETC Source4	19deg	750W 750w	F Fill	R03+R119		CS
(186)	27	Balc DS	9	ETC Source4	19deg	750W 750w	F Fill	R03+R119		SR
(187)	33	Balc DS	3	ETC Source4	19deg	750W 750w	F Fill	R03+R119		UL
(188)	30	Balc DS	6	ETC Source4	19deg	750W 750w	F Fill	R03+R119		UC
(189)	29	Balc DS	7	ETC Source4	19deg	750W 750w	F Fill	R03+R119		UR
(191)	158	C	1	ETC Source4	19deg	750W 750w	Specials	R360+R132		CS
(192)	157	C	2	ETC Source4	19deg	750W 750w	Specials	R302+R132		CS
(193)	116	C	3	ETC Source4	19deg	750W 750w	Specials	R302+R132		CS
(194)	115	C	4	ETC Source4	19deg	750W 750w	Specials	R360+R132		CS



Hearts Like Fists

Channel Hookup

Page 9 of 10

10/31/19

Hearts Paperwork.lw6

Channel	Cir#	Position	U#	Instrument Type	Accessory	Load	Purpose	Color	Gobo	VWFCpt
(201)	79	Balc SL	10	Altman 8in Fresnel+Light	Acc 10in Barn Door	2kW	Heads	R44		DR
(202)	66	Balc SR	9	Altman 8in Fresnel+Light	Acc 10in Barn Door	2kW	Heads	R364		DL
(203)	83	Balc SL	3	Altman 8in Fresnel+Light	Acc 10in Barn Door	2kW	Heads	R44		UR
(204)	62	Balc SR	3	Altman 8in Fresnel+Light	Acc 10in Barn Door	2kW	Heads	R364		UL
(211)	80	Balc SL	9	Altman 8in Fresnel+Light	Acc 10in Barn Door	2kW	Mids	R332		DR
(212)	65	Balc SR	8	Altman 8in Fresnel+Light	Acc 10in Barn Door	2kW	Mids	R370		DL
(213)	84	Balc SL	2	Altman 8in Fresnel		2kW	Mids	R332		UR
(214)	61	Balc SR	2	Altman 8in Fresnel		2kW	Mids	R370		UL
(221)	81	Balc SL	8	Altman 8in Fresnel+Light	Acc 10in Barn Door	2kW	Shins	R21		DR
(222)	64	Balc SR	7	Altman 8in Fresnel+Light	Acc 10in Barn Door	2kW	Shins	R55		DL
(223)	85	Balc SL	1	Altman 8in Fresnel+Light	Acc 10in Barn Door	2kW	Shins	R21		UR
(224)	60	Balc SR	1	Altman 8in Fresnel+Light	Acc 10in Barn Door	2kW	Shins	R55		UL
(231)			5	Martin Rush MH1 Profile Plus		280w	Profiles	N/C		
(232)			7	Martin Rush MH1 Profile Plus		280w	Profiles	N/C		
(241)	132	N	17	ETC Source4 36deg		750W 750w	Prison G	R11	R77622	UCR
(251)			1	Martin Atomic 3000 DMX		3kW	Strobes	N/C		



Hearts Like Fists

Channel Hookup

Page 10 of 10

10/31/19

Hearts Paperwork.lw6

Channel	Cir#	Position	U#	Instrument Type & Accessory & Load	Purpose	Color	Gobo	VWFCpt
(252)		1	2	Martin Atomic 3000 DMX 3kW	Strobes	<input type="checkbox"/> N/C		
(253)		1	4	Martin Atomic 3000 DMX 3kW	Strobes	<input type="checkbox"/> N/C		
(261)		Balc US	2	Ultratec Readlance Hazer 360w	Haze	<input type="checkbox"/> N/C		



Instrument Schedule

10/31/19

TABLE OF CONTENTS

7	1	Balc US	9
10	2	Balc DS	10
6	3	Balc SL	11
K	4	Balc SR	12
E	5	C	12
9	5	M	13
J	5	I	13
L	6	3	13
N	6	O	14
8	7	G	14
2	7	F	14
H	8	11	15
5	9	D	15
		1	16



Instrument Schedule

7

Unit#	Instrument Type & Accessory	Load	Cir#	Addr	Color & Gobo	Chan	Purpose	VWFCP
1	ETC Source4 26deg 750W	750w	178		● R312	(81)	H/S SR	DL
2	ETC Source4 26deg 750W	750w	177		● R312	(85)	H/S SR	SL
4	Robe Robin 600 LEDWash	410w		72	○ N/C	(102)	LED T/L	CR
5	Martin Rush MH1 Profile Plus	280w		18	○ N/C	(232)	Profiles	



Instrument Schedule


10

Unit#	Instrument Type & Accessory	Load	Cir#	Addr	Color & Gobo	Chan	Purpose	VWFcP
1	ETC Source4 36deg 750W	750w	100		R312	(88)	H/S SR	SR
2	ETC Source4 36deg 750W	750w	113		R53+R132	(29)	SR X	SR
3	ETC Source4 19deg 750W	750w	131		R312	(95)	H/S SR	Plat UL
4	ETC Source4 19deg 750W	750w	92		R312	(92)	H/S SR	UC
5	ETC Source4 26deg 750W	750w	93		R356	(48)	B/L	CR
6	ETC Source4 36deg 750W	750w	95		R356	(48)	B/L	SR
7	ETC Source4 36deg 750W	750w	109		R312	(83)	H/S SR	DR
8	ETC Source4 50deg 750	750w	127		N/C, T:R78464	(142)	W Texture	Wall R
9	ETC Source4 19deg 750W	750w	97		R312	(90)	H/S SR	UCL
10	ETC Source4 36deg 750W	750w	96		R312	(93)	H/S SR	UR
11	ETC Source4 26deg 750W	750w	96		R312	(93)	H/S SR	UCR
12	ETC Source4 36deg 750W	750w	109		R53+R132	(34)	SR X	UR
13	ETC Source4 36deg 750W	750w	21		R53+R132	(36)	SR X	Plat UR
14	ETC Source4 36deg 750W	750w	112		R53+R132	(28)	SR X	CR
15	ETC Source4 26deg 750W	750w	100		R312	(88)	H/S SR	CR
16	ETC Source4 26deg 750W	750w	98		R312	(87)	H/S SR	CS



Instrument Schedule

10

Unit#	Instrument Type & Accessory	Load	Cir#	Addr	Color & Gobo	Chan	Purpose	VWFCP
17	ETC Source4 36deg 750W	750w	94		 R312	(96)	H/S SR	Plat UR










6

Unit#	Instrument Type & Accessory	Load	Cir#	Addr	Color & Gobo	Chan	Purpose	VWFCP
1	ETC Source4 36deg 750W	750w	140		 R356	(42)	B/L	DCC



Instrument Schedule

K

Unit#	Instrument Type & Accessory	Load	Cir#	Addr	Color & Gobo	Chan	Purpose	VWFCP
1	ETC Source4 19deg 750W	750w	169		 R66	(73)	H/S SL	UR
2	ETC Source4 36deg 750W	750w	168		 R66	(70)	H/S SL	UL
3	ETC Source4 36deg 750W	750w	137		 R4915+R140, T: R77522	(111)	Texture O	DL
4	ETC Source4 50deg 750	750w	136		 R4915+R140, T: R77522	(116)	Texture O	CR
5	ETC Source4 36deg 750W	750w	135		 R4915+R140, T: R77522	(112)	Texture O	DC
6	ETC Source4 50deg 750	750w	135		 R4915+R140, T: R77522	(112)	Texture O	DCC
7	ETC Source4 50deg 750	750w	134		 R4915+R140, T: R77522	(115)	Texture O	CL
8	ETC Source4 36deg 750W	750w	139		 R4915+R140, T: R77522	(113)	Texture O	DR
9	ETC Source4 19deg 750W	750w	97		 R312	(90)	H/S SR	UL



Instrument Schedule

E

Unit#	Instrument Type & Accessory	Load	Cir#	Addr	Color & Gobo	Chan	Purpose	VWFCP
1	ETC Source4 19deg 750W	750w	187		R35+R132	(9)	SL X	SR
2	ETC Source4 26deg 750W	750w	162		R35+R132	(4)	SL X	DCC
3	ETC Source4 19deg 750W	750w	120		R53+R132	(25)	SR X	SL
4	ETC Source4 26deg 750W	750w	114		R53+R132	(24)	SR X	DCC

9

Unit#	Instrument Type & Accessory	Load	Cir#	Addr	Color & Gobo	Chan	Purpose	VWFCP
1	ETC Source4 26deg 750W	750w	179		R312	(82)	H/S SR	DCC
2	ETC Source4 26deg 750W	750w	180		R312	(82)	H/S SR	DC

J

Unit#	Instrument Type & Accessory	Load	Cir#	Addr	Color & Gobo	Chan	Purpose	VWFCP
1	ETC Source4 19deg 750W	750w	172		R66	(68)	H/S SL	CR
2	ETC Source4 36deg 750W	750w	174		R356	(41)	B/L	DL
3	ETC Source4 36deg 750W	750w	140		R356	(42)	B/L	DC
4	ETC Source4 36deg 750W	750w	102		R356	(43)	B/L	DR
5	ETC Source4 19deg 750W	750w	99		R312	(85)	H/S SR	CL



Instrument Schedule

L

Unit#	Instrument Type & Accessory	Load	Cir#	Addr	Color & Gobo	Chan	Purpose	VWFCP
1	ETC Source4 36deg 750W	750w	136		R4915+R140, T: R77522	(116)	Texture O	UR
2	ETC Source4 36deg 750W	750w	134		R4915+R140, T: R77522	(115)	Texture O	UL
2	Robe Robin 600 LEDWash	410w		109	N/C	(103)	LED T/L	UCL
3	ETC Source4 50deg 750	750w	133		R4915+R140, T: R77522	(119)	Texture O	UC
3	Robe Robin 600 LEDWash	410w		146	N/C	(104)	LED T/L	UCR

N

Unit#	Instrument Type & Accessory	Load	Cir#	Addr	Color & Gobo	Chan	Purpose	VWFCP
1	ETC Source4 26deg 750W	750w	45		R356	(50)	B/L	UCL
2	ETC Source4 26deg 750W	750w	138		R356	(46)	B/L	CS
3	ETC Source4 26deg 750W	750w	130		R356	(52)	B/L	UC
4	ETC Source4 26deg 750W	750w	129		R356	(53)	B/L	UCR
5	ETC Source4 36deg 750W	750w	128		R356	(56)	B/L	Plat UR
17	ETC Source4 36deg 750W	750w	132		R11, T:R77622	(241)	Prison G	UCR



Instrument Schedule

8

Unit#	Instrument Type & Accessory	Load	Cir#	Addr	Color & Gobo	Chan	Purpose	VWFCP
1	ETC Source4 50deg 750	750w	126		R162, T:R77124	(123)	Texture G	DR

2

Unit#	Instrument Type & Accessory	Load	Cir#	Addr	Color & Gobo	Chan	Purpose	VWFCP
1	ETC Source4 26deg 750W	750w	173		R66	(65)	H/S SL	CL
2	ETC Source4 36deg 750W	750w	185		R35+R132	(15)	SL X	Plat UL
3	ETC Source4 36deg 750W	750w	192		R35+R132	(10)	SL X	UL
4	ETC Source4 36deg 750W	750w	189		R35+R132	(6)	SL X	CL
5	ETC Source4 26deg 750W	750w	171		R66	(67)	H/S SL	CS
6	ETC Source4 36deg 750W	750w	166		R356	(45)	B/L	SL
7	ETC Source4 36deg 750W	750w	184		R66	(61)	H/S SL	DL
8	ETC Source4 36deg 750W	750w	46		R66	(75)	H/S SL	Plat UL
9	ETC Source4 50deg 750	750w	44		N/C, T:R78464	(141)	W Texture	Wall L
10	ETC Source4 26deg 750W	750w	167		R66	(70)	H/S SL	UCL
11	ETC Source4 19deg 750W	750w	170		R66	(73)	H/S SL	UCR
12	ETC Source4 26deg 750W	750w	163		R66	(72)	H/S SL	UC
13	ETC Source4 19deg 750W	750w	165		R66	(76)	H/S SL	Plat UR



Instrument Schedule

2

Unit#	Instrument Type & Accessory	Load	Cir#	Addr	Color & Gobo	Chan	Purpose	VWFCP
14	ETC Source4 26deg 750W	750w	164		R356	(45)	B/L	CL
15	ETC Source4 36deg 750W	750w	188		R35+R132	(5)	SL X	SL
16	ETC Source4 36deg 750W	750w	186		R66	(65)	H/S SL	SL

H

Unit#	Instrument Type & Accessory	Load	Cir#	Addr	Color & Gobo	Chan	Purpose	VWFCP
1	ETC Source4 26deg 750W	750w	37		R35+R132	(12)	SL X	UC
2	ETC Source4 36deg 750W	750w	121		R162, T:R77138	(121)	Texture G	UL
3	ETC Source4 50deg 750	750w	121		R162, T:R77124	(121)	Texture G	DL
4	ETC Source4 36deg 750W	750w	123		R162, T:R77238	(122)	Texture G	CS
5	ETC Source4 36deg 750W	750w	125		R66	(63)	H/S SL	DR
6	ETC Source4 50deg 750	750w	123		R162, T:R77238	(122)	Texture G	DC
7	ETC Source4 36deg 750W	750w	126		R162, T:R77138	(123)	Texture G	UR
8	ETC Source4 26deg 750W	750w	20		R53+R132	(32)	SR X	UC



Instrument Schedule

5

Unit#	Instrument Type & Accessory	Load	Cir#	Addr	Color & Gobo	Chan	Purpose	VWFCP
1	Robe Robin 600 LEDWash	410w		35	<input type="radio"/> N/C	(101)	LED T/L	CL
3	Martin Rush MH1 Profile Plus	280w		1	<input type="radio"/> N/C	(231)	Profiles	

Balc US

Unit#	Instrument Type & Accessory	Load	Cir#	Addr	Color & Gobo	Chan	Purpose	VWFCP
1	Altman Phoneix LED 26 deg	150w			<input type="radio"/> R104, T:R78129	(157)	W Wash Low	W SL
2	Ultratec Readiance Hazer	360w		398	<input type="radio"/> N/C	(261)	Haze	
3	Altman SS-Cyc 100	150w		285	<input type="radio"/> R104	(151)	Window B/L	Wall CL
4	Altman SS-Cyc 100	150w		295	<input type="radio"/> R104	(152)	Window B/L	Wall CL
5	Altman SS-Cyc 100	150w		305	<input type="radio"/> R104	(153)	Window B/L	Wall CR
6	Altman SS-Cyc 100	150w		315	<input type="radio"/> R104	(154)	Window B/L	H Panel
7	Altman SS-Cyc 100	150w		325	<input type="radio"/> R104	(155)	Window B/L	Wall R
8	Altman SS-Cyc 100	150w		335	<input type="radio"/> R104	(156)	Window B/L	Wall R



Instrument Schedule

Balc DS

Unit#	Instrument Type & Accessory	Load	Cir#	Addr	Color & Gobo	Chan	Purpose	VWFCP
1	ETC Source4 19deg 750W	750w	36		RO3+R119	(184)	F Fill	SL
2	ETC Source4 19deg 750W	750w	34		RO3+R119	(181)	F Fill	DL
3	ETC Source4 19deg 750W	750w	33		RO3+R119	(187)	F Fill	UL
4	ETC Source4 19deg 750W	750w	32		RO3+R119	(185)	F Fill	CS
5	ETC Source4 19deg 750W	750w	31		RO3+R119	(182)	F Fill	DC
6	ETC Source4 19deg 750W	750w	30		RO3+R119	(188)	F Fill	UC
7	ETC Source4 19deg 750W	750w	29		RO3+R119	(189)	F Fill	UR
8	ETC Source4 19deg 750W	750w	28		RO3+R119	(183)	F Fill	DR
9	ETC Source4 19deg 750W	750w	27		RO3+R119	(186)	F Fill	SR



Instrument Schedule

Balc SL

Unit#	Instrument Type & Accessory	Load	Cir#	Addr	Color & Gobo	Chan	Purpose	VWFCP
1	Altman 8in Fresnel+Light Acc 10in Barn Door	2kW	85		Orange R21	(223)	Shins	UR
2	Altman 8in Fresnel	2kW	84		Red R332	(213)	Mids	UR
3	Altman 8in Fresnel+Light Acc 10in Barn Door	2kW	83		Pink R44	(203)	Heads	UR
4	ETC Source4 26deg 750W	750w	82		White R162, T:G597	(171)	W Texture Low	Wall CR
5	ETC Source4 26deg 750W	750w	82		White R162, T:G597	(171)	W Texture Low	Wall CR
6	Altman Phoeix LED 26 deg	250w		183	White R104, T:R78129	(161)	W Wash Low	Wall CR
7	Altman Phoeix LED 26 deg	250w		199	White R104, T:R78129	(163)	W Wash Low	Wall R
8	Altman 8in Fresnel+Light Acc 10in Barn Door	2kW	81		Orange R21	(221)	Shins	DR
9	Altman 8in Fresnel+Light Acc 10in Barn Door	2kW	80		Red R332	(211)	Mids	DR
10	Altman 8in Fresnel+Light Acc 10in Barn Door	2kW	79		Pink R44	(201)	Heads	DR



Instrument Schedule

Balc SR

Unit#	Instrument Type & Accessory	Load	Cir#	Addr	Color & Gobo	Chan	Purpose	VWFcP
1	Altman 8in Fresnel+Light Acc 10in Barn Door	2kW	60		R55	(224)	Shins	UL
2	Altman 8in Fresnel	2kW	61		R370	(214)	Mids	UL
3	Altman 8in Fresnel+Light Acc 10in Barn Door	2kW	62		R364	(204)	Heads	UL
4	ETC Source4 26deg 750W	750w	63		R162, T:G597	(172)	W Texture Low	Wall CL
5	Altman Phoenix LED 26 deg	250w		191	R104, T:R78129	(162)	W Wash Low	Wall CL
6	Altman Phoenix LED 26 deg	250w		207	R104, T:R78129	(164)	W Wash Low	Wall L
7	Altman 8in Fresnel+Light Acc 10in Barn Door	2kW	64		R55	(222)	Shins	DL
8	Altman 8in Fresnel+Light Acc 10in Barn Door	2kW	65		R370	(212)	Mids	DL
9	Altman 8in Fresnel+Light Acc 10in Barn Door	2kW	66		R364	(202)	Heads	DL

C

Unit#	Instrument Type & Accessory	Load	Cir#	Addr	Color & Gobo	Chan	Purpose	VWFcP
1	ETC Source4 19deg 750W	750w	158		R360+R132	(191)	Specials	CS
2	ETC Source4 19deg 750W	750w	157		R302+R132	(192)	Specials	CS
3	ETC Source4 19deg 750W	750w	116		R302+R132	(193)	Specials	CS
4	ETC Source4 19deg 750W	750w	115		R360+R132	(194)	Specials	CS



Instrument Schedule

M

Unit#	Instrument Type & Accessory	Load	Cir#	Addr	Color & Gobo	Chan	Purpose	VWFcP
1	ETC Source4 36deg 750W	750w	47		R356	(50)	B/L	UL
2	Altman SS-Cyc 100	150w		255	R104	(131)	W Wash	Wall L
3	Altman SS-Cyc 100	150w		265	R104	(132)	W Wash	Wall C
4	Altman SS-Cyc 100	150w		275	R104	(133)	W Wash	Wall R
5	ETC Source4 36deg 750W	750w	91		R356	(53)	B/L	UR

I

Unit#	Instrument Type & Accessory	Load	Cir#	Addr	Color & Gobo	Chan	Purpose	VWFcP
1	Martin Atomic 3000 DMX	3kW		386	N/C	(251)	Strobes	
2	Martin Atomic 3000 DMX	3kW		390	N/C	(252)	Strobes	
3	ETC Source4 26deg 750W	750w	176		R66	(68)	H/S SL	SR
4	Martin Atomic 3000 DMX	3kW		394	N/C	(253)	Strobes	

3

Unit#	Instrument Type & Accessory	Load	Cir#	Addr	Color & Gobo	Chan	Purpose	VWFcP
1	ETC Source4 26deg 750W	750w	122		R66	(62)	H/S SL	DC
2	ETC Source4 26deg 750W	750w	175		R66	(62)	H/S SL	DCC



Instrument Schedule

O

Unit#	Instrument Type & Accessory	Load	Cir#	Addr	Color & Gobo	Chan	Purpose	VWFCP
1	ETC Source4 36deg 750W	750w	43		R356	(55)	B/L	Plat UL

G

Unit#	Instrument Type & Accessory	Load	Cir#	Addr	Color & Gobo	Chan	Purpose	VWFCP
1	ETC Source4 19deg 750W	750w	182		R35+R132	(13)	SL X	UCR
2	ETC Source4 26deg 750W	750w	181		R35+R132	(11)	SL X	UCL
3	ETC Source4 26deg 750W	750w	24		R53+R132	(33)	SR X	UCR
4	ETC Source4 19deg 750W	750w	23		R53+R132	(31)	SR X	UCL

F

Unit#	Instrument Type & Accessory	Load	Cir#	Addr	Color & Gobo	Chan	Purpose	VWFCP
1	ETC Source4 26deg 750W	750w	190		R35+R132	(7)	SL X	CS
2	ETC Source4 26deg 750W	750w	111		R53+R132	(27)	SR X	CS



Instrument Schedule

11

Unit#	Instrument Type & Accessory	Load	Cir#	Addr	Color & Gobo	Chan	Purpose	VWFcP
1	ETC Source4 19deg 750W	750w	22		R53+R132	(30)	SR X	UL
2	ETC Source4 19deg 750W	750w	19		R53+R132	(35)	SR X	Plat UL
3	ETC Source4 19deg 750W	750w	110		R53+R132	(26)	SR X	CL

D

Unit#	Instrument Type & Accessory	Load	Cir#	Addr	Color & Gobo	Chan	Purpose	VWFcP
1	ETC Source4 19deg 750W	750w	161		R35+R132	(3)	SL X	DR
2	ETC Source4 26deg 750W	750w	160		R35+R132	(2)	SL X	DC
3	ETC Source4 36deg 750W	750w	159		R35+R132	(1)	SL X	DL
4	ETC Source4 36deg 750W	750w	119		R53+R132	(23)	SR X	DR
5	ETC Source4 26deg 750W	750w	118		R53+R132	(22)	SR X	DC
6	ETC Source4 19deg 750W	750w	117		R53+R132	(21)	SR X	DL



Instrument Schedule

1

Unit#	Instrument Type & Accessory	Load	Cir#	Addr	Color & Gobo	Chan	Purpose	VWFCP
1	ETC Source4 19deg 750W	750w	183		R35+R132	(14)	SL X	UR
2	ETC Source4 19deg 750W	750w	38		R35+R132	(16)	SL X	Plat UR
3	ETC Source4 19deg 750W	750w	191		R35+R132	(8)	SL X	CR



Color Schedule

10/31/19

TABLE OF CONTENTS

R302+R132	1	R35+R132	10
R162	2	R53+R132	11
R104	3	R55	12
N/C	4	R21	13
R66	5	R370	14
R4915+R140	6	R44	15
R03+R119	7	R364	16
R312	8	R332	17
R356	9	R11	18
		R360+R132	19



Color Schedule

Color	Instrument Type & Accessory & Load	Position	U#	Cir#	Gobo	Purpose	Chan	VWFcP
R302+R132	ETC Source4 19deg 750W 750w	C	2	157		Specials	(192)	CS
	ETC Source4 19deg 750W 750w	C	3	116		Specials	(193)	CS



Color Schedule

Color	Instrument Type & Accessory & Load	Position	U#	Cir#	Gobo	Purpose	Chan	VWFcP
R162	ETC Source4 50deg 750 750w	B	1	126	R77124	Texture G	(123)	DR
	ETC Source4 36deg 750W 750w	H	2	121	R77138	Texture G	(121)	UL
	ETC Source4 50deg 750 750w	H	3	121	R77124	Texture G	(121)	DL
	ETC Source4 36deg 750W 750w	H	4	123	R77238	Texture G	(122)	CS
	ETC Source4 50deg 750 750w	H	6	123	R77238	Texture G	(122)	DC
	ETC Source4 36deg 750W 750w	H	7	126	R77138	Texture G	(123)	UR
	ETC Source4 26deg 750W 750w	Balc SL	4	82	G597	W Texture Low	(171)	Wall CR
	ETC Source4 26deg 750W 750w	Balc SL	5	82	G597	W Texture Low	(171)	Wall CR
	ETC Source4 26deg 750W 750w	Balc SR	4	63	G597	W Texture Low	(172)	Wall CL



Color Schedule

Color	Instrument Type & Accessory & Load	Position	U#	Cir#	Gobo	Purpose	Chan	VWFcP
R104	Altman Phoneix LED 26 deg 150w	Balc US	1		R78129	W Wash Low	(157)	W SL
	Altman SS-Cyc 100 150w	Balc US	3			Window B/L	(151)	Wall CL
	Altman SS-Cyc 100 150w	Balc US	4			Window B/L	(152)	Wall CL
	Altman SS-Cyc 100 150w	Balc US	5			Window B/L	(153)	Wall CR
	Altman SS-Cyc 100 150w	Balc US	6			Window B/L	(154)	H Panel
	Altman SS-Cyc 100 150w	Balc US	7			Window B/L	(155)	Wall R
	Altman SS-Cyc 100 150w	Balc US	8			Window B/L	(156)	Wall R
	Altman Phoneix LED 26 deg 250w	Balc SL	6		R78129	W Wash Low	(161)	Wall CR
	Altman Phoneix LED 26 deg 250w	Balc SL	7		R78129	W Wash Low	(163)	Wall R
	Altman Phoneix LED 26 deg 250w	Balc SR	5		R78129	W Wash Low	(162)	Wall CL
	Altman Phoneix LED 26 deg 250w	Balc SR	6		R78129	W Wash Low	(164)	Wall L
	Altman SS-Cyc 100 150w	M	2			W Wash	(131)	Wall L
	Altman SS-Cyc 100 150w	M	3			W Wash	(132)	Wall C
	Altman SS-Cyc 100 150w	M	4			W Wash	(133)	Wall R



Color Schedule

Color	Instrument Type & Accessory & Load	Position	U#	Cir#	Gobo	Purpose	Chan	VWFcP
<input type="checkbox"/> N/C	Robe Robin 600 LEDWash 410w	7	4			LED T/L	(102)	CR
	Martin Rush MH1 Profile Plus 280w	7	5			Profiles	(232)	
	ETC Source4 50deg 750 750w	10	8	127	R78464	W Texture	(142)	Wall R
	Robe Robin 600 LEDWash 410w	L	2			LED T/L	(103)	UCL
	Robe Robin 600 LEDWash 410w	L	3			LED T/L	(104)	UCR
	ETC Source4 50deg 750 750w	2	9	44	R78464	W Texture	(141)	Wall L
	Robe Robin 600 LEDWash 410w	5	1			LED T/L	(101)	CL
	Martin Rush MH1 Profile Plus 280w	5	3			Profiles	(231)	
	Ultratec Readlance Hazer 360w	Balc US	2			Haze	(261)	
	Martin Atomic 3000 DMX 3kW		1			Strobes	(251)	
	Martin Atomic 3000 DMX 3kW		2			Strobes	(252)	
	Martin Atomic 3000 DMX 3kW		4			Strobes	(253)	



Color Schedule

Color	Instrument Type	Accessory	Load	Position	U#	Cir#	Gobo	Purpose	Chan	VWFcP
R66	ETC Source4	19deg	750W 750w	K	1	169		H/S SL	(73)	UR
	ETC Source4	36deg	750W 750w	K	2	168		H/S SL	(70)	UL
	ETC Source4	19deg	750W 750w	J	1	172		H/S SL	(68)	CR
	ETC Source4	26deg	750W 750w	2	1	173		H/S SL	(65)	CL
	ETC Source4	26deg	750W 750w	2	5	171		H/S SL	(67)	CS
	ETC Source4	36deg	750W 750w	2	7	184		H/S SL	(61)	DL
	ETC Source4	36deg	750W 750w	2	8	46		H/S SL	(75)	Plat UL
	ETC Source4	26deg	750W 750w	2	10	167		H/S SL	(70)	UCL
	ETC Source4	19deg	750W 750w	2	11	170		H/S SL	(73)	UCR
	ETC Source4	26deg	750W 750w	2	12	163		H/S SL	(72)	UC
	ETC Source4	19deg	750W 750w	2	13	165		H/S SL	(76)	Plat UR
	ETC Source4	36deg	750W 750w	2	16	186		H/S SL	(65)	SL
	ETC Source4	36deg	750W 750w	H	5	125		H/S SL	(63)	DR
	ETC Source4	26deg	750W 750w	I	3	176		H/S SL	(68)	SR
	ETC Source4	26deg	750W 750w	3	1	122		H/S SL	(62)	DC
	ETC Source4	26deg	750W 750w	3	2	175		H/S SL	(62)	DCC



Color Schedule

Color	Instrument Type & Accessory & Load	Position	U#	Cir#	Gobo	Purpose	Chan	VWFcP
R4915+R140	ETC Source4 36deg 750W 750w	K	3	137	R77522	Texture O	(111)	DL
	ETC Source4 50deg 750 750w	K	4	136	R77522	Texture O	(116)	CR
	ETC Source4 36deg 750W 750w	K	5	135	R77522	Texture O	(112)	DC
	ETC Source4 50deg 750 750w	K	6	135	R77522	Texture O	(112)	DCC
	ETC Source4 50deg 750 750w	K	7	134	R77522	Texture O	(115)	CL
	ETC Source4 36deg 750W 750w	K	8	139	R77522	Texture O	(113)	DR
	ETC Source4 36deg 750W 750w	L	1	136	R77522	Texture O	(116)	UR
	ETC Source4 36deg 750W 750w	L	2	134	R77522	Texture O	(115)	UL
	ETC Source4 50deg 750 750w	L	3	133	R77522	Texture O	(119)	UC



Color Schedule

Color	Instrument Type	Accessories	Load	Position	U#	Cir#	Gobo	Purpose	Chan	VWFcP
RO3+R119	ETC Source4	19deg	750W 750w	Balc DS	1	36		F Fill	(184)	SL
	ETC Source4	19deg	750W 750w	Balc DS	2	34		F Fill	(181)	DL
	ETC Source4	19deg	750W 750w	Balc DS	3	33		F Fill	(187)	UL
	ETC Source4	19deg	750W 750w	Balc DS	4	32		F Fill	(185)	CS
	ETC Source4	19deg	750W 750w	Balc DS	5	31		F Fill	(182)	DC
	ETC Source4	19deg	750W 750w	Balc DS	6	30		F Fill	(188)	UC
	ETC Source4	19deg	750W 750w	Balc DS	7	29		F Fill	(189)	UR
	ETC Source4	19deg	750W 750w	Balc DS	8	28		F Fill	(183)	DR
	ETC Source4	19deg	750W 750w	Balc DS	9	27		F Fill	(186)	SR



Color Schedule

Color	Instrument Type	Accessory	Load	Position	U#	Cir#	Gobo	Purpose	Chan	VWFcP
● R312	ETC Source4	26deg	750W 750w	7	1	178		H/S SR	(81)	DL
	ETC Source4	26deg	750W 750w	7	2	177		H/S SR	(85)	SL
	ETC Source4	36deg	750W 750w	10	1	100		H/S SR	(88)	SR
	ETC Source4	19deg	750W 750w	10	3	131		H/S SR	(95)	Plat UL
	ETC Source4	19deg	750W 750w	10	4	92		H/S SR	(92)	UC
	ETC Source4	36deg	750W 750w	10	7	109		H/S SR	(83)	DR
	ETC Source4	19deg	750W 750w	10	9	97		H/S SR	(90)	UCL
	ETC Source4	36deg	750W 750w	10	10	96		H/S SR	(93)	UR
	ETC Source4	26deg	750W 750w	10	11	96		H/S SR	(93)	UCR
	ETC Source4	26deg	750W 750w	10	15	100		H/S SR	(88)	CR
	ETC Source4	26deg	750W 750w	10	16	98		H/S SR	(87)	CS
	ETC Source4	36deg	750W 750w	10	17	94		H/S SR	(96)	Plat UR
	ETC Source4	19deg	750W 750w	K	9	97		H/S SR	(90)	UL
	ETC Source4	26deg	750W 750w	9	1	179		H/S SR	(82)	DCC
	ETC Source4	26deg	750W 750w	9	2	180		H/S SR	(82)	DC
	ETC Source4	19deg	750W 750w	J	5	99		H/S SR	(85)	CL



Color Schedule

Color	Instrument	Type	Accessory	Load	Position	U#	Cir#	Gobo	Purpose	Chan	VWFcP
R356	ETC Source4	26deg	750W	750w	10	5	93		B/L	(48)	CR
	ETC Source4	36deg	750W	750w	10	6	95		B/L	(48)	SR
	ETC Source4	36deg	750W	750w	6	1	140		B/L	(42)	DCC
	ETC Source4	36deg	750W	750w	J	2	174		B/L	(41)	DL
	ETC Source4	36deg	750W	750w	J	3	140		B/L	(42)	DC
	ETC Source4	36deg	750W	750w	J	4	102		B/L	(43)	DR
	ETC Source4	26deg	750W	750w	N	1	45		B/L	(50)	UCL
	ETC Source4	26deg	750W	750w	N	2	138		B/L	(46)	CS
	ETC Source4	26deg	750W	750w	N	3	130		B/L	(52)	UC
	ETC Source4	26deg	750W	750w	N	4	129		B/L	(53)	UCR
	ETC Source4	36deg	750W	750w	N	5	128		B/L	(56)	Plat UR
	ETC Source4	36deg	750W	750w	2	6	166		B/L	(45)	SL
	ETC Source4	26deg	750W	750w	2	14	164		B/L	(45)	CL
	ETC Source4	36deg	750W	750w	M	1	47		B/L	(50)	UL
	ETC Source4	36deg	750W	750w	M	5	91		B/L	(53)	UR
	ETC Source4	36deg	750W	750w	O	1	43		B/L	(55)	Plat UL



Color Schedule

Color	Instrument Type	Accessory	Load	Position	U#	Cir#	Gobo	Purpose	Chan	VWFcP
R35+R132	ETC Source4	19deg	750W 750w	E	1	187		SL X	(9)	SR
	ETC Source4	26deg	750W 750w	E	2	162		SL X	(4)	DCC
	ETC Source4	36deg	750W 750w	2	2	185		SL X	(15)	Plat UL
	ETC Source4	36deg	750W 750w	2	3	192		SL X	(10)	UL
	ETC Source4	36deg	750W 750w	2	4	189		SL X	(6)	CL
	ETC Source4	36deg	750W 750w	2	15	188		SL X	(5)	SL
	ETC Source4	26deg	750W 750w	H	1	37		SL X	(12)	UC
	ETC Source4	19deg	750W 750w	G	1	182		SL X	(13)	UCR
	ETC Source4	26deg	750W 750w	G	2	181		SL X	(11)	UCL
	ETC Source4	26deg	750W 750w	F	1	190		SL X	(7)	CS
	ETC Source4	19deg	750W 750w	D	1	161		SL X	(3)	DR
	ETC Source4	26deg	750W 750w	D	2	160		SL X	(2)	DC
	ETC Source4	36deg	750W 750w	D	3	159		SL X	(1)	DL
	ETC Source4	19deg	750W 750w	1	1	183		SL X	(14)	UR
	ETC Source4	19deg	750W 750w	1	2	38		SL X	(16)	Plat UR
	ETC Source4	19deg	750W 750w	1	3	191		SL X	(8)	CR



Color Schedule

Color	Instrument Type	Accessory	Load	Position	U#	Cir#	Gobo	Purpose	Chan	VWFcP
R53+R132	ETC Source4	36deg	750W 750w	10	2	113		SR X	(29)	SR
	ETC Source4	36deg	750W 750w	10	12	109		SR X	(34)	UR
	ETC Source4	36deg	750W 750w	10	13	21		SR X	(36)	Plat UR
	ETC Source4	36deg	750W 750w	10	14	112		SR X	(28)	CR
	ETC Source4	19deg	750W 750w	E	3	120		SR X	(25)	SL
	ETC Source4	26deg	750W 750w	E	4	114		SR X	(24)	DCC
	ETC Source4	26deg	750W 750w	H	8	20		SR X	(32)	UC
	ETC Source4	26deg	750W 750w	G	3	24		SR X	(33)	UCR
	ETC Source4	19deg	750W 750w	G	4	23		SR X	(31)	UCL
	ETC Source4	26deg	750W 750w	F	2	111		SR X	(27)	CS
	ETC Source4	19deg	750W 750w	11	1	22		SR X	(30)	UL
	ETC Source4	19deg	750W 750w	11	2	19		SR X	(35)	Plat UL
	ETC Source4	19deg	750W 750w	11	3	110		SR X	(26)	CL
	ETC Source4	36deg	750W 750w	D	4	119		SR X	(23)	DR
	ETC Source4	26deg	750W 750w	D	5	118		SR X	(22)	DC
	ETC Source4	19deg	750W 750w	D	6	117		SR X	(21)	DL




Color Schedule

Color	Instrument Type	Accessory	Load	Position	U#	Cir#	Gobo	Purpose	Chan	VWFcP
R55	Altman 8in Fresnel	Light Acc	10in Barn Door	2kW	Balc SR	1	60	Shins	(224)	UL
	Altman 8in Fresnel	Light Acc	10in Barn Door	2kW	Balc SR	7	64	Shins	(222)	DL




Color Schedule

Color	Instrument Type	Accessory	Load	Position	U#	Cir#	Gobo	Purpose	Chan	VWFcP
 R21	Altman 8in Fresnel	+Light	Acc 10in Barn Door 2kW	Balc SL	1	85		Shins	(223)	UR

	Altman 8in Fresnel	+Light	Acc 10in Barn Door 2kW	Balc SL	8	81		Shins	(221)	DR




Color Schedule

Color	Instrument Type & Accessory & Load	Position	U#	Cir#	Gobo	Purpose	Chan	VWFcP
 R370	Altman 8in Fresnel 2kW	Balc SR	2	61		Mids	(214)	UL
	Altman 8in Fresnel+Light Acc 10in Barn Door 2kW	Balc SR	8	65		Mids	(212)	DL



Color Schedule

Color	Instrument Type	Accessory	Load	Position	U#	Cir#	Gobo	Purpose	Chan	VWFcP
 R44	Altman 8in Fresnel	Light Acc	10in Barn Door 2kW	Balc SL	3	83		Heads	(203)	UR

	Altman 8in Fresnel	Light Acc	10in Barn Door 2kW	Balc SL	10	79		Heads	(201)	DR




Color Schedule

Color	Instrument Type	Accessory	Load	Position	U#	Cir#	Gobo	Purpose	Chan	VWFcP
R364	Altman 8in Fresnel	Light Acc	10in Barn Door 2kW	Balc SR	3	62		Heads	(204)	UL
	Altman 8in Fresnel	Light Acc	10in Barn Door 2kW	Balc SR	9	66		Heads	(202)	DL



Color Schedule

Color	Instrument Type & Accessory & Load	Position	U#	Cir#	Gobo	Purpose	Chan	VWFcP
 R332	Altman 8in Fresnel 2kW	Balc SL	2	84		Mids	(213)	UR
	Altman 8in Fresnel+Light Acc 10in Barn Door 2kW	Balc SL	9	80		Mids	(211)	DR



Color Schedule

Color	Instrument Type	Accessory	Load	Position	U#	Cir#	Gobo	Purpose	Chan	VWFcP
 R11	ETC Source4	36deg	750W	750w	N	17	132	R77622	Prison G	(241) UCR



Color Schedule

Color	Instrument Type	Accessories	Load	Position	U#	Cir#	Gobo	Purpose	Chan	VWFcP
R360+R132	ETC Source4	19deg	750W 750w	C	1	158		Specials	(191)	CS
	ETC Source4	19deg	750W 750w	C	4	115		Specials	(194)	CS



Gobo Schedule

10/31/19



TABLE OF CONTENTS

R77138	1	R78464	5
R78129	2	R77238	6
R77522	3	R77124	7
G597	4	R77622	8



Gobo Schedule






R77138

Instrument Type & Accessory & Load	U#	Position	Color	Cir#	Channel	Purpose	VW Focus Point
ETC Source4 36deg 750W 750w	2	H	 R162	121	(121)	Texture G	UL
ETC Source4 36deg 750W 750w	7	H	 R162	126	(123)	Texture G	UR



Gobo Schedule

R78129

Instrument Type & Accessory & Load	U#	Position	Color	Ch#	Channel	Purpose	VW Focus Point
Altman Phoneix LED 26 deg 150w	1	Balc US	 R104		(157)	W Wash Low	W SL
Altman Phoneix LED 26 deg 250w	6	Balc SL	 R104		(161)	W Wash Low	Wall CR
Altman Phoneix LED 26 deg 250w	7	Balc SL	 R104		(163)	W Wash Low	Wall R
Altman Phoneix LED 26 deg 250w	5	Balc SR	 R104		(162)	W Wash Low	Wall CL
Altman Phoneix LED 26 deg 250w	6	Balc SR	 R104		(164)	W Wash Low	Wall L



Gobo Schedule

R77522

Instrument Type & Accessory & Load	U#	Position	Color	Cir#	Channel	Purpose	VW Focus Point
ETC Source4 36deg 750W 750w	3	K	R4915+R140	137	(111)	Texture O	DL
ETC Source4 50deg 750 750w	4	K	R4915+R140	136	(116)	Texture O	CR
ETC Source4 36deg 750W 750w	5	K	R4915+R140	135	(112)	Texture O	DC
ETC Source4 50deg 750 750w	6	K	R4915+R140	135	(112)	Texture O	DCC
ETC Source4 50deg 750 750w	7	K	R4915+R140	134	(115)	Texture O	CL
ETC Source4 36deg 750W 750w	8	K	R4915+R140	139	(113)	Texture O	DR
ETC Source4 36deg 750W 750w	1	L	R4915+R140	136	(116)	Texture O	UR
ETC Source4 36deg 750W 750w	2	L	R4915+R140	134	(115)	Texture O	UL
ETC Source4 50deg 750 750w	3	L	R4915+R140	133	(119)	Texture O	UC



Gobo Schedule

G597

Instrument Type & Accessory & Load	U#	Position	Color	Cir#	Channel	Purpose	VW Focus Point
ETC Source4 26deg 750W 750w	4	Balc SL	<input type="radio"/> R162	82	(171)	W Texture Low	Wall CR
ETC Source4 26deg 750W 750w	5	Balc SL	<input type="radio"/> R162	82	(171)	W Texture Low	Wall CR
ETC Source4 26deg 750W 750w	4	Balc SR	<input type="radio"/> R162	63	(172)	W Texture Low	Wall CL



Gobo Schedule

R78464

Instrument Type & Accessory & Load	U#	Position	Color	Ch#	Channel	Purpose	VW Focus Point
ETC Source4 50deg 750 750w	8	10	<input type="radio"/> N/C	127	(142)	W Texture	Wall R
ETC Source4 50deg 750 750w	9	2	<input type="radio"/> N/C	44	(141)	W Texture	Wall L



Gobo Schedule

R77238

Instrument Type & Accessory & Load	U#	Position	Color	Cir#	Channel	Purpose	VW Focus Point
ETC Source4 36deg 750W 750w	4	H	<input type="radio"/> R162	123	(122)	Texture G	CS
ETC Source4 50deg 750 750w	6	H	<input type="radio"/> R162	123	(122)	Texture G	DC



Gobo Schedule

R77124

Instrument Type & Accessory & Load	U#	Position	Color	Ch#	Channel	Purpose	VW Focus Point
ETC Source4 50deg 750 750w	1	8	<input type="radio"/> R162	126	(123)	Texture G	DR
ETC Source4 50deg 750 750w	3	H	<input type="radio"/> R162	121	(121)	Texture G	DL



Gobo Schedule

R77622

Instrument Type & Accessory & Load	U#	Position	Color	Cir#	Channel	Purpose	VW Focus Point
ETC Source4 36deg 750W 750w	17	N	 R11	132	(241)	Prison G	UCR